



Basic Skills

CVC Workbook



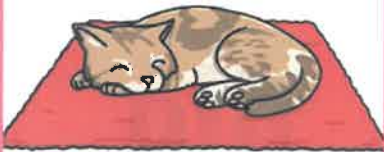
Match the word to its picture!



tin



nap



man




sad

Match the word to its picture!



cat



cap



cod



kid

Read and Draw

Read the words and draw pictures to illustrate them.

mum

hot

big

bed



Read and Draw

Read the words and draw pictures to illustrate them.

mud

bus

rug

hug



Word Building

Use the letters at the bottom of the page to make the word for each picture. You can only use each letter once!



u

j

b

u

u

g

s

b

n

u

n

g

Spelling Maze

Draw lines between the right letters to spell out the word!

Write your words on the lines at the end!



g

e

n

.....

p

u

t

.....



n

u

d

.....

h

a

p

.....



t

i

g

.....

h

a

b

.....



p

i

d

.....

b

u

n

.....



s

a

t

.....

m

d

n

.....

Spelling Maze

Draw lines between the right letters to spell out the word!

Write your words on the lines at the end!



m

a

g

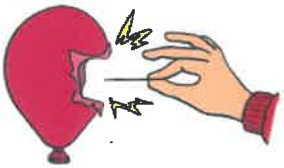
.....

t

u

d

.....



p

o

y

.....

b

i

p

.....



m

o

d

.....

j

u

g

.....



t

e

g

.....

p

u

m

.....



p

u

t

.....

c

e

k

.....

Spelling Maze

Draw lines between the right letters to spell out the word!

Write your words on the lines at the end!



b

i

d

.....

n

e

p

.....



f

o

p

.....

r

e

g

.....



l

a

m

.....

c

e

g

.....



h

u

d

.....

b

o

s

.....



f

i

t

.....

h

u

g

.....

Read it!


Say it!

sun

Write it!

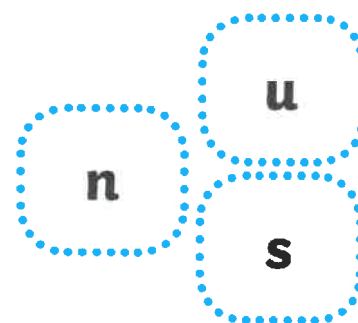
**Fill
the space!**

Colour it!



sun

Spell it!



Read it!

Say it!

pen

.....

.....

Write it!

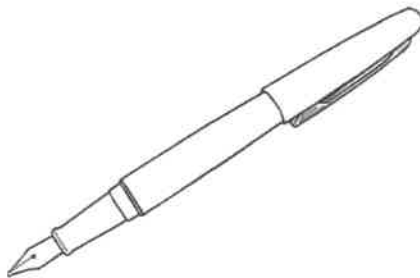
.....

.....

**Fill
the space!**

--	--	--

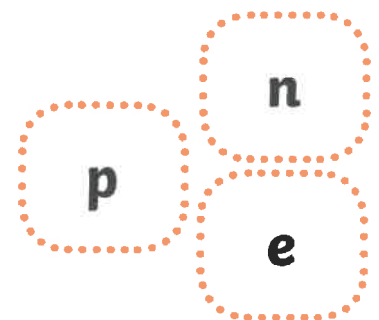
Colour it!



pen

Spell it!

--	--	--



Read it!

Say it!


hen

Write it!

**Fill
the space!**

Three empty rounded rectangular boxes for tracing or writing practice.

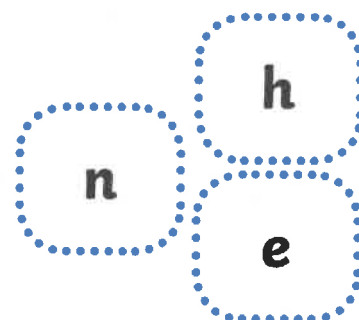
Colour it!



hen

Spell it!

Three empty rounded rectangular boxes for spelling practice.



CVC Writing Word Activity Sheet



Read it



Say it

dig

Write it




dig dig



Fill the space






Colour in



dig

Spell it



Cut out

d

g

i


CVC Word and Picture Matching Worksheets



wig



bat



mix



pig

CVC Writing Word Activity Sheet



Read it

bed



Say it

Write it

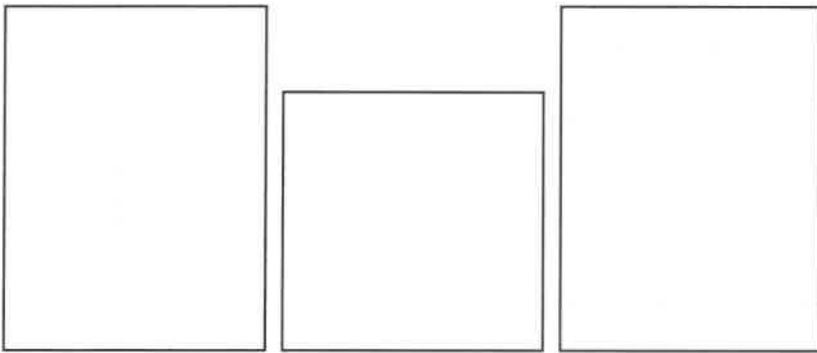
bed bed



Fill the space

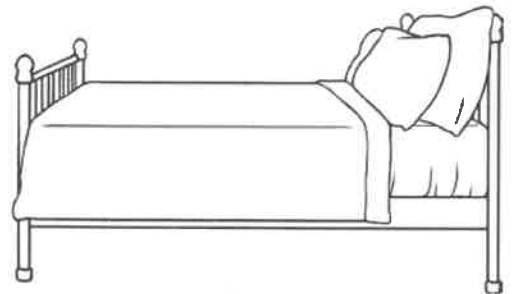



Colour in



bed

Spell it



Cut out

d


e

b


CVC Word and Picture Matching Worksheets




bug



web



log



red


CVC Words Wordsearch

s	i	t	o	j
r	z	k	s	u
p	e	t	z	g
i	u	j	a	m
y	e	b	o	x

pet
box

jam
sit

jug



Read and Draw



Read the words and draw pictures to illustrate the words.

man

dog

van

bin

Spelling Maze!

Draw lines between the right letters to spell out the word! Write your word on the lines at the end!



c

o

n

x

a

t



r

u

p

e

i

n



x

i

p

m

o

g



s

u

e

b

w

s

10

t

o

n

d

e

y

Read and Draw



Read the words and draw pictures to illustrate the words.

van


cap

bat

hen

Spelling Maze!

Draw lines between the right letters to spell out the word! Write your word on the lines at the end!



j

i

n

f

u

r



l

e

x

e

o

g



r

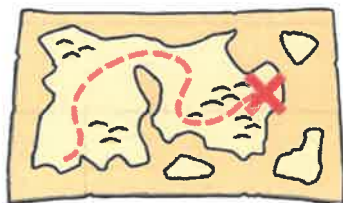
e

f

f

u

g



b

a

e

m

w

p



w

o

b

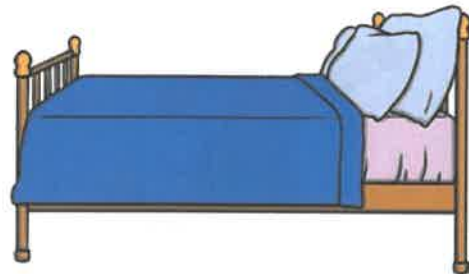
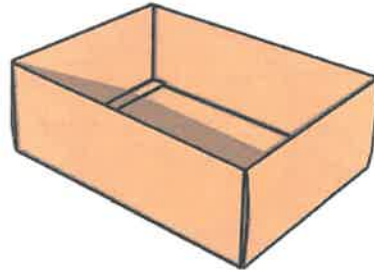
f

e

x

Spelling Maze!

Directions: Cut and paste the letters to make the word for the picture in the box.



p

b

a

o

m

t

s

d

b

e

i

x

Spelling Maze!

Draw lines between the right letters to spell out the word! Write your word on the lines at the end!



m

o

n

x

a

r



v

a

f

o

t

n



w

e

f

p

r

n



d

j

e

a

i

g



f

o

y

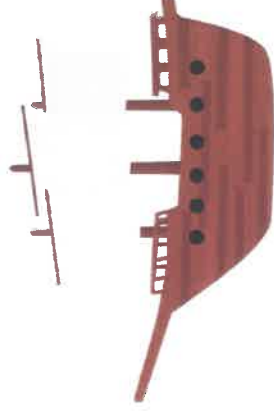

d

e

g

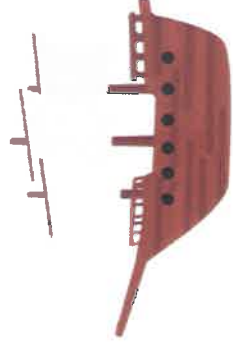
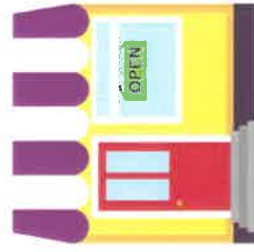
Write the word in the box underneath by segmenting the sounds.

Every word has **3** sounds!



Phonics - Initial Sound 'sh'

Circle the pictures that begin with the sound 'sh'.





Can you draw a picture of something that begins with 'sh'?

You might find something in your house!

Phonics - Initial Sound 'th'

Circle the pictures that begin with the sound 'th'.



Can you draw a picture of something that begins with 'th'?

You might find something in your house!

Phonics – The Sound ‘ng’

Circle the pictures that end with the sound ‘ng’.

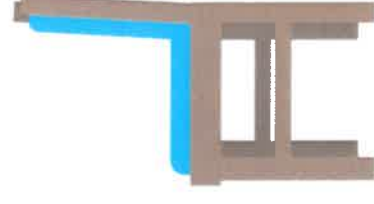

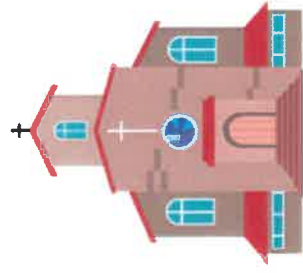


Can you draw a picture of something that ends with ‘ng’?

You might find something in your house!

Phonics - Initial Sound 'ch'

Circle the pictures that begin with the sound 'ch'.



Can you draw a picture of something that begins with 'ch'?

You might find something in your house!

Information for Grown Ups

Tricky words do not follow the usual phonic patterns so cannot be sounded out but need to be learned by sight.

If possible, read a version of 'The Three Billy Goat's Gruff' together. Tell children that Tricky Troll is the troll from this story. He is very grumpy and likes nothing better than to trick children by giving them words that are difficult to read and spell!

Play the Tricky Word dice game for 2 players







You will need:

- A dice and counters (of 2 different colours)

How to play

- One at a time, each player roles the dice and chooses one of the words under that number.
- If they read and/or spell the word correctly, they may place a counter over it.
- If there are no words left under the number thrown, miss a go.
- The player with the most counters at the end is the winner.



					
I	no	go	the	to	into
he	she	we	me	be	you
are	her	was	all	they	my
said	have	like	so	do	some
come	little	one	were	there	what
when	out	Mrs	people	asked	could

Capital Letters to Start Sentences

Capital Letters to Start Sentences

1a. Circle the words which need a capital letter.

her leg is stuck in the box.

the egg is big and round.



VF

1b. Circle the words which need a capital letter.

it was a fun day.

put the peg in the tray.



VF

2a. Correct the sentences below.

his coat is red.

pat the cat.



VF

2b. Correct the sentences below.

the pig can dig.

eat the plum.



VF

3a. Choose the best word to start each sentence.

the

she

am

_____ moon is big.

_____ likes to play.

Remember to add the capital letter.



VF

3b. Choose the best word to start each sentence.

look

say

ask

_____ your dad.

_____ at the trees.

Remember to add the capital letter.



VF

4a. Tick the correct sentence.

A. The car is green.

B. the car is green.

C. The car is greenN.



VF

4b. Tick the correct sentence.

A. be a good dog.

B. Be a Good dog.

C. Be a good dog.



VF

Capital Letters to Start Sentences

1a. Jim has written a sentence.

	Put your hand up.



The capital letter has been used correctly.

Do you agree? Explain why.



R

Capital Letters to Start Sentences

1b. Tom has written a sentence.

	her Tent is big.



The capital letter has been used correctly.

Do you agree? Explain why.



R

2a. Order the words to make a sentence.

black	dog	is	the
-------	-----	----	-----

Remember to use a capital letter and full stop.



A

2b. Order the words to make a sentence.

frog	a	green	is
------	---	-------	----

Remember to use a capital letter and full stop.



A

3a. Write a sentence about the picture using the word bank to help you.



he	it	kick
----	----	------



A

3b. Write a sentence about the picture using the word bank to help you.



cat	pet	he
-----	-----	----



A

Capital Letters to Start Sentences

Capital Letters to Start Sentences

1a. Circle the words which need a capital letter.

the wheel is broken and I can't fix it.

look at that big fish in the pond!



VF

1b. Circle the words which need a capital letter.

she dropped the coin in the sea.

the doctor looked in my mouth.



VF

2a. Correct the sentences below.

five is more than four.

fetch your hat and scarf.



VF

2b. Correct the sentences below.

the train came but I was late.

dogs are good pets.



VF

3a. Choose the best word to start each sentence.

come

draw

when

_____ to my house.

_____ a green bird.

Remember to add the capital letter.



VF

3b. Choose the best word to start each sentence.

our

we

she

_____ like school.

_____ went to the shop.

Remember to add the capital letter.



VF

4a. Tick the correct sentence.

A. last week I went to the swimming pool.

B. Last week I went to the swimming pool.

C. last week I Went to the swimming pool.



VF

4b. Tick the correct sentence.

A. The show was funny and I liked it.

B. the show was funny and I liked it.

C. ThE show was funny and I liked it.



VF

Monday – Writing Challenge

Finish the alliterative minibeast poem by thinking of words to describe them starting with the same letters. Use the pictures and word bank to help you.



Silly Suzy spider had soft socks.



caterpillar



snail



ant

Word Bank

crunch

crayons



cake

carrots



slide



slither

sandpit

silly

adventure

amazing

apple



animal

