


Year 1 
21.09.2020

Week Beginning:



|  | English – Writing |
|--|--|
| Monday | Draw a picture to show one thing that you did over the weekend. Write a sentence to go with your picture. |
| Tuesday | There are lots of animals in Percy's park. Think of two and draw a picture of each one. Write a sentence to go with each picture. Can you add an adjective? |
| Wednesday | What sounds can you hear in these words? Percy, park, run, help Use robot arms to help read the words in you stuck. Use Look, cover, write check to practise spelling these words correctly. |
| Thursday | Watch The Rescue Party: https://www.youtube.com/watch?v=aHPHmJXeWew Draw three pictures to show what happens at the start, in the middle and at the end. |
| Friday | Write a sentence to match the three pictures you drew yesterday. Try to include words that you have practised this week. |











Phonics

| | |
|-----------|---|
| Monday | Practise: y z qu Use your magic finger to draw these sounds on a table and in the air. Use your favourite colouring pencil to write a line of these sounds. |
| Tuesday | Practise: y z qu. Can you make these letters out of sticks and twigs from your garden? |
| Wednesday | Use look, cover, write, check to practise these tricky words: he she and to the |
| Thursday | Use wiggly writing to practise spelling these words: he she and to the |
| Friday | What sounds can you hear in these words? yet yes queen quick zoom zap zip Practise spelling three of these words. Use your sounds to help you. |



Maths

| | |
|-----------|--|
| Monday | <p>Count forwards and backwards from 0 – 10.</p> <p>Number bonds to 5. Use five of your favourite toys and say what is the same and what is different. Show this using the part-whole model.</p> <p>Parent and child guide to part-whole model:</p> <p>https://classroom.thenational.academy/lessons/combining-sets-count-all-cru68d/activities/1</p> |
| Tuesday | <p>Write the numbers in order from 0 – 10.</p> <p>Counting how many we have of something is called addition and we use this sign + to show this.</p> <p>Using your part-whole models from yesterday, write an equation using the sign +</p> <p>e.g $3 + 2 = 5$</p> <p>https://classroom.thenational.academy/lessons/combining-sets-count-all-cru68d/activities/1</p> |
| Wednesday | <p>Count forwards and backwards from 0 – 10. Try starting at 6.</p> <p>Write addition equations for the different fruit in your fruit bowl or for your favourite toys.</p> <p>https://classroom.thenational.academy/lessons/combining-sets-count-all-cru68d/activities/1</p> |
| Thursday | <p>Write the numbers in order backwards from 10.</p> <p>Use the part-whole model to make 7. How many different combinations can you find? Write addition equations for two of these.</p> <p>https://classroom.thenational.academy/lessons/combining-sets-count-all-cru68d/activities/1</p> |
| Friday | <p>Count forwards and backwards from 0 – 10. Try starting at 3.</p> <p>Use the part-whole model to make 9. How many different combinations can you find? Write addition equations for three of these.</p> <p>https://classroom.thenational.academy/lessons/combining-sets-count-all-cru68d/activities/1</p> |

| Topic | | |
|--|---|---|
|  Active Tasks Explore your garden! How many different leaves can you find? Challenge: Can you write a part-whole model or addition equation to show what you have found? |  Art/Design Technology Think of new animals to live in Percy's park. Use whatever art materials you have at home to decorate. | Science Record the weather this week! Draw a picture to show the weather each day. Use the key words below to write a sentence for some of your pictures. Key words: cold, hot, windy, clouds, warm, rain |
| History/Geography Draw a map of your garden. Use pictures and words to show what you have in your garden. |  PSHE/Act of Kindness  Tidy up the things you use when learning without being asked. |  RE What have you said thank you for this week? Why do we say thank you? Make someone a thank you card who has done something for you this week. |
|  Daily Reading Read a book every day. This can be your school reading book or your favourite one from home. By the end of the week can you retell the story or talk about what happens in your own words. |  Music https://classroom.thenational.academy/lessons/rhythm-and-pulse-c4tker/activities/1 Create your own simple rhythmic pattern. | PurpleMash 2Do's  Create your own animal mask. Practise your number bonds using Bond Bubbles. Practise Phase 2 sounds: u and r |

