



Year 2 Week Beginning: 19.10.20

	English – Writing
Monday	We are learning about homophones today. Watch the clips and play the games on the following link. https://www.bbc.co.uk/bitesize/topics/zghpk2p/articles/zc84cwx Can you make a list of homophones?
Tuesday	Watch the following short clip. Can you recap the order of events? Can you explain to somebody what happened? Can you say it in the correct order? https://www.youtube.com/watch?v=weEveQ4nz4g .
Wednesday	Can you remember what adjectives are? Can you write some sentences using them, based on the clip you watched yesterday?
Thursday	Can you plan a newspaper article based on the clip you watched on Wednesday? Watch it again to remind you. What will your newspaper need to include?
Friday	Using the adjectives and plan from this week, can you design and write a newspaper report?

	Phonics
Monday	We are learning to spell two syllable words today. Can you write these words without looking, by segmenting and then blending? <i>visit/jacket/cobweb?</i> Can you write them within a sentence? Can you read and answer the following sentences? <i>Will a rat wait for a bus? Will you meet a shark in the park? Can a taxi park in town?</i> Have a look at phonics play to help you learn more https://www.phonicsplay.co.uk/login
Tuesday	We are learning to read captions today. Can you read these sentences and draw a picture to match? <i>The taxi took me to the shop/The church had a big bell/Cars park along the road.</i> Have a look at phonics play to help you learn more. https://www.phonicsplay.co.uk/login
Wednesday	Can you play 'Train your Brain' and speed card flash trial on https://www.phonicsplay.co.uk/login ?
Thursday	Can you play flashcards speed trial on phonics play? Play buried treasure on phonics play. https://www.phonicsplay.co.uk/login

Friday

Can you practise the sounds from this week? Can you spell words with the suffix 'ly'. **Badly, quickly, slowly, lovely, carefully, calmly, clearly.**

Maths



Monday

Practise counting in steps of 2, 5, 10 and 3. Can you count in these steps backwards too? Practise reciting number bonds to 20. Go to your Times Table Rock stars to practise your times tables. <https://play.ttrockstars.com/>

Watch a video each day. Can you explain your learning to someone? <https://whiterosemaths.com/homelearning/year-2/week-7/>

Tuesday

Practise counting in steps of 2, 5, 10 and 3. Can you count in these steps backwards too? Practise reciting number bonds to 20. Go to your Times Table Rock stars to practise your times tables. <https://play.ttrockstars.com/>

Watch a video each day. Can you explain your learning to someone? <https://whiterosemaths.com/homelearning/year-2/week-7/>

Wednesday

Practise counting in steps of 2, 5, 10 and 3. Can you count in these steps backwards too? Practise reciting number bonds to 20. Go to your Times Table Rock stars to practise your times tables. <https://play.ttrockstars.com/>

Watch a video each day. Can you explain your learning to someone? <https://whiterosemaths.com/homelearning/year-2/week-7/>

Thursday

Practise counting in steps of 2, 5, 10 and 3. Can you count in these steps backwards too? Practise reciting number bonds to 20. Go to your Times Table Rock stars to practise your times tables. <https://play.ttrockstars.com/>

Watch a video each day. Can you explain your learning to someone? <https://whiterosemaths.com/homelearning/year-2/week-7/>

Friday

Practise counting in steps of 2, 5, 10 and 3. Can you count in these steps backwards too? Practise reciting number bonds to 20. Go to your Times Table Rock stars to practise your times tables. <https://play.ttrockstars.com/>

Choose an episode of number blocks to help with your learning. Can you explain it to somebody?

<https://www.bbc.co.uk/iplayer/episodes/b08bzfnh/numberblocks>

Topic



Active Tasks

Choose an active task each day from any of the following links;

Supermovers;

<https://www.bbc.co.uk/teach/supermovers>

Jump Start Jonny

- <https://www.jumpstartjonny.co.uk>

Cbeebies Andy's wild Workouts;

<https://www.bbc.co.uk/programmes/p06tmmvz>

Cbeebies Oti's Boogie Beebies

<https://www.bbc.co.uk/iplayer/episodes/m000jsds/otis-boogie-beebies>



Art/Design Technology



Can you make a 2d and 3D Tudor house?
See the sheet attached below for instructions.

Science



<https://www.sciencekids.co.nz/lessonplans.html>

Visit this website for lots of fun activities and facts. Choose an area that gets you excited about Science!

History/Geography



Can you reflect on everything you have learnt so far about The Great Fire of London? What have you found interesting? What would you like to learn more about?

PSHE/Act of Kindness



- Remind somebody today all the things you love about them.
- Make somebody at home a picture.
- Help do some jobs at home..

PSHE Listening

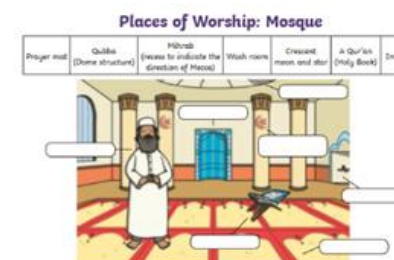
Tell someone at home something about yourself. Then then swap. Tell each other what you heard. Nod if that was correct.

Emphasise that we don't always listen carefully to what people say and this can lead to problems.

What sort of problems could people have if they don't listen carefully? [fall out with friends, spoil a game, get told off etc.]

If we listen carefully it can help us with our friendships

RE



Can you research the different parts of a Mosque?



Daily Reading

Reading

Listen to the second part of Vlad and The Great Fire of London

- <https://www.youtube.com/watch?v=w5pAlAakOTI>

Can you answer the following questions ?

V	Organised, exactly, recorded
I	How did people feel during the fire?
P	N/A
E	Why do we not know exactly how many people died in the fire?
R	How long did the fire burn for
S	When did the fire start?



Music

Learn to sing with Cbeebies. Pick an episode to watch.

<https://www.bbc.co.uk/iplayer/episodes/p06r1wjv/sing-with-cbeebies>



Screen time warning.

While some tasks involve a device with a screen such as an iPad, computer, laptop, tablet, phone or TV, not all tasks will require such a device.

It is important that children do not spend too much time in front of a screen (learning or having some down time) and are enjoying other activities such as colouring, drawing, playing with toys, being active, reading and interacting with those at home.

Thank you.

Remember, if you need any help at all, you can call the Well-being phone on 07850 903 896.

Great Fire of London

Pop Up House Instructions

You Will Need:

- Great Fire of London Pop Up House Template
- Scissors
- Glue



1. Carefully cut out the template, making sure to cut along all of the thick black lines, including the one that runs across the front of the building, above the door. This will separate the two floors.
2. Fold each dotted line in a hill fold or valley fold according to the key. Be careful – the front of the building has two different fold lines for the upstairs and downstairs.
3. Next, fold the house round, add some glue to tab 1, and stick it to the undecorated side of the wall (near the door).
4. Add some glue to tab 2 and glue to the corresponding wall. – The first floor should protrude from the front.
5. After that, add some glue to tabs 3 and 4 and stick the roof down.
6. Repeat this step on the other side of the roof with tabs 5 and 6.
7. After that, glue tab 7 and stick to the underside of the top section of roof.
8. The two blank tabs at the bottom of your house can be used to stick your house down wherever you like.

Your Tudor house is now ready for display!



Fire of London Paper Model House

