

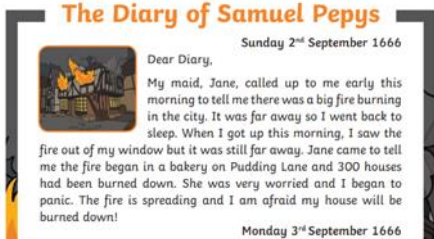
Year 2



Week Beginning: 2.11.20



English


Monday	Today we are learning to identify features in a diary. What are they used for? Watch this clip about Samuel Pepys diary. What did he write about? Can you write a checklist for all the things diaries should include? https://www.bbc.co.uk/bitesize/topics/z7d7gwx/articles/zhgxcqt
Tuesday	Today we are learning to use time connectives. When writing a diary entry, we need to ensure the events are sequenced in the correct order. Can you write some sentences using the following time connectives; Firstly, next, after, then, finally?
Wednesday	Today we are learning to retrieve information from a text.  <p>What features of diary writing has been used here? Can you remember from your checklist on Monday? How many time connectives are there?</p>
Thursday	Today we are learning to use adverbs. Watch this clip ; https://www.bbc.co.uk/bitesize/topics/zwwp8mn/articles/zgsgxfr . Write some sentences about the Great Fire of London using some adverbs.
Friday	Today we are learning to write a diary entry. Imagine that you have gone back in time to 1666. As you wake up you can smell smoke and hear screaming. You can see people running and buildings on fire. Write a diary entry, explaining what you can see, hear, smell. Remember to use adjectives and adverbs to make your diary interesting.







Phonics

Monday	Have a look at phonics play to help you learn more https://www.phonicsplay.co.uk/login Choose a game to play within Phase 5 for you to practise.
Tuesday	Have a look at phonics play to help you learn more. https://www.phonicsplay.co.uk/login Choose a game to play within Phase 5 for you to practise.

Wednesday	Can you play 'Train your Brain' and speed card flash trial on https://www.phonicsplay.co.uk/login ?
Thursday	Can you play flashcards speed trial on phonics play? Play buried treasure on phonics play. https://www.phonicsplay.co.uk/login
Friday	Can you practise spelling words with the 'or' and 'aw' and 'au' sound? fork, corn, saw, draw, sauce, author


Mathematics 	
Monday	<p>Practise counting in steps of 2, 5, 10 and 3. Can you count in these steps backwards too? Practise reciting number bonds to 20. Go to your Times Table Rock stars to practise your times tables. https://play.ttrockstars.com/</p> <p>Watch a video from the Year 2 schedule on Oak National academy each day. https://classroom.thenational.academy/schedule-by-year/year-2 Can you explain your learning to someone?</p>
Tuesday	<p>Practise counting in steps of 2, 5, 10 and 3. Can you count in these steps backwards too? Practise reciting number bonds to 20. Go to your Times Table Rock stars to practise your times tables. https://play.ttrockstars.com/</p> <p>Watch a video from the Year 2 schedule on Oak National academy each day. https://classroom.thenational.academy/schedule-by-year/year-2 Can you explain your learning to someone?</p>
Wednesday	<p>Practise counting in steps of 2, 5, 10 and 3. Can you count in these steps backwards too? Practise reciting number bonds to 20. Go to your Times Table Rock stars to practise your times tables. https://play.ttrockstars.com/</p> <p>Watch a video from the Year 2 schedule on Oak National academy each day. https://classroom.thenational.academy/schedule-by-year/year-2 Can you explain your learning to someone?</p>
Thursday	<p>Practise counting in steps of 2, 5, 10 and 3. Can you count in these steps backwards too? Practise reciting number bonds to 20. Go to your Times Table Rock stars to practise your times tables. https://play.ttrockstars.com/</p> <p>Watch a video from the Year 2 schedule on Oak National academy each day. https://classroom.thenational.academy/schedule-by-year/year-2 Can you explain your learning to someone?</p>
Friday	<p>Practise counting in steps of 2, 5, 10 and 3. Can you count in these steps backwards too? Practise reciting number bonds to 20. Go to your Times Table Rock stars to practise your times tables. https://play.ttrockstars.com/</p> <p>Watch a video from the Year 2 schedule on Oak National academy each day. https://classroom.thenational.academy/schedule-by-year/year-2 Can you explain your learning to someone?</p>

Topic		
 Active Tasks	 Art/Design Technology	Science 
<p>Choose an active task each day from any of the following links;</p> <p>Supermovers; https://www.bbc.co.uk/teach/supermovers</p> <p>Jump Start Jonny • https://www.jumpstartjonny.co.uk</p> <p>Cbeebies Andy's wild Workouts; https://www.bbc.co.uk/programmes/p06tmmvz</p> <p>Cbeebies Oti's Boogie Beebies https://www.bbc.co.uk/iplayer/episodes/m000jsds/otis-boogie-beebies</p>	<p>This half term we will be designing and making our own 3D Tudor houses. This style of house was very common around the time of the Great Fire of London and we will be learning more about them next week. Look at the interactive picture (https://www.twinkl.co.uk/go/resource/t2-h-5389-ks2-a-tudor-house-picture-hotspots) to talk about all the features of a Tudor house and what they look like. Can you come up with a list of design criteria for your house? (e.g. beams, jetty, windows, tiled roof etc.).</p> 	<p>https://www.sciencekids.co.nz/lessonplans.html</p> <p>Visit this website for lots of fun activities and facts. Choose an area that gets you excited about Science!</p>

History/Geography



This week we are learning about the life of a significant individual and understand events beyond living memory.



Write 5 facts about Samuel Pepys and explain why he is an important historical figure. Look at his clothes. Research what men and women wore in 1666. How are the similar? Different to what we wear today?

PSHE/Act of Kindness



- Remind somebody today what makes them special.
- Make somebody at home a snack.
- Hold a door open for somebody.

PSHE

What makes us who we are?

Draw a picture of yourself. The picture must include (either drawn or written):

- Something about themselves which shows a distinct physical feature (e.g: brown hair, blue eyes, light or dark skin)
- A group that they belong to (this could be their family, a particular faith group, a friendship group, a club they belong to in school or out of school etc.)
- A physical activity they enjoy doing (e.g: running, football, cycling, swimming, bouncing on the trampoline etc.)
- A food they enjoy eating
- A favourite toy.
- **Everyone has something which makes them special**
- **Each of us has different skills (things we're good at)**
- **Everyone has different interests**
- **Everyone has a chance to be respectful and praise others for those special things**



RE

Over the next few weeks we will be looking at the religion of Hinduism. Look at this picture of Rama and Sita. What do you notice?






Watch the video of the story of Rama and Sita

<https://www.bbc.co.uk/bitesize/articles/z4dc47h>

What are the main themes and messages of the story and why are they special to Hindus?

Can you retell the story in the correct order?

 <h2>Daily Reading</h2>	 <h2>Music</h2>																			
<p>Reading</p> <p>Can you answer the following questions?</p> <table border="1" data-bbox="109 376 736 740"> <tr> <td>V</td><td>Opposite Boasted</td><td>delicious immediately</td></tr> <tr> <td>I</td><td colspan="2">Why did John want a candle in his room ?</td></tr> <tr> <td>P</td><td colspan="2">What might John do next ?</td></tr> <tr> <td>E</td><td colspan="2">Why did John leave his window open ?</td></tr> <tr> <td>R</td><td colspan="2">Who lived opposite john ?</td></tr> <tr> <td>S</td><td colspan="2">Order these events They made shadow puppets They laughed They talked</td></tr> </table>	V	Opposite Boasted	delicious immediately	I	Why did John want a candle in his room ?		P	What might John do next ?		E	Why did John leave his window open ?		R	Who lived opposite john ?		S	Order these events They made shadow puppets They laughed They talked		<p>This week we are learning to use voices expressively and creatively by speaking chants and rhymes.</p> <p>Can you make a clapping pattern for somebody to copy? Try with feet/ tapping different parts of the body etc. Look at this song; (https://www.youtube.com/watch?v=-J2h-EE3-nM). Listen through the song a few times and discuss the meaning of the lyrics and how they relate to The Great Fire of London. Can you practise reading the song (chanting not singing) in different voices (high and low, slow and fast etc.).</p>	
V	Opposite Boasted	delicious immediately																		
I	Why did John want a candle in his room ?																			
P	What might John do next ?																			
E	Why did John leave his window open ?																			
R	Who lived opposite john ?																			
S	Order these events They made shadow puppets They laughed They talked																			

Screen time warning.

While some tasks involve a device with a screen such as an iPad, computer, laptop, tablet, phone or TV, not all tasks will require such a device.

It is important that children do not spend too much time in front of a screen (learning or having some down time) and are enjoying other activities such as colouring, drawing, playing with toys, being active, reading and interacting with those at home.

Thank you.

Remember, if you need any help at all, you can call the Well-being phone on 07850 903 896.

Great Fire of London Pop Up House Instructions

You Will Need:

- Great Fire of London Pop Up House Template
- Scissors
- Glue

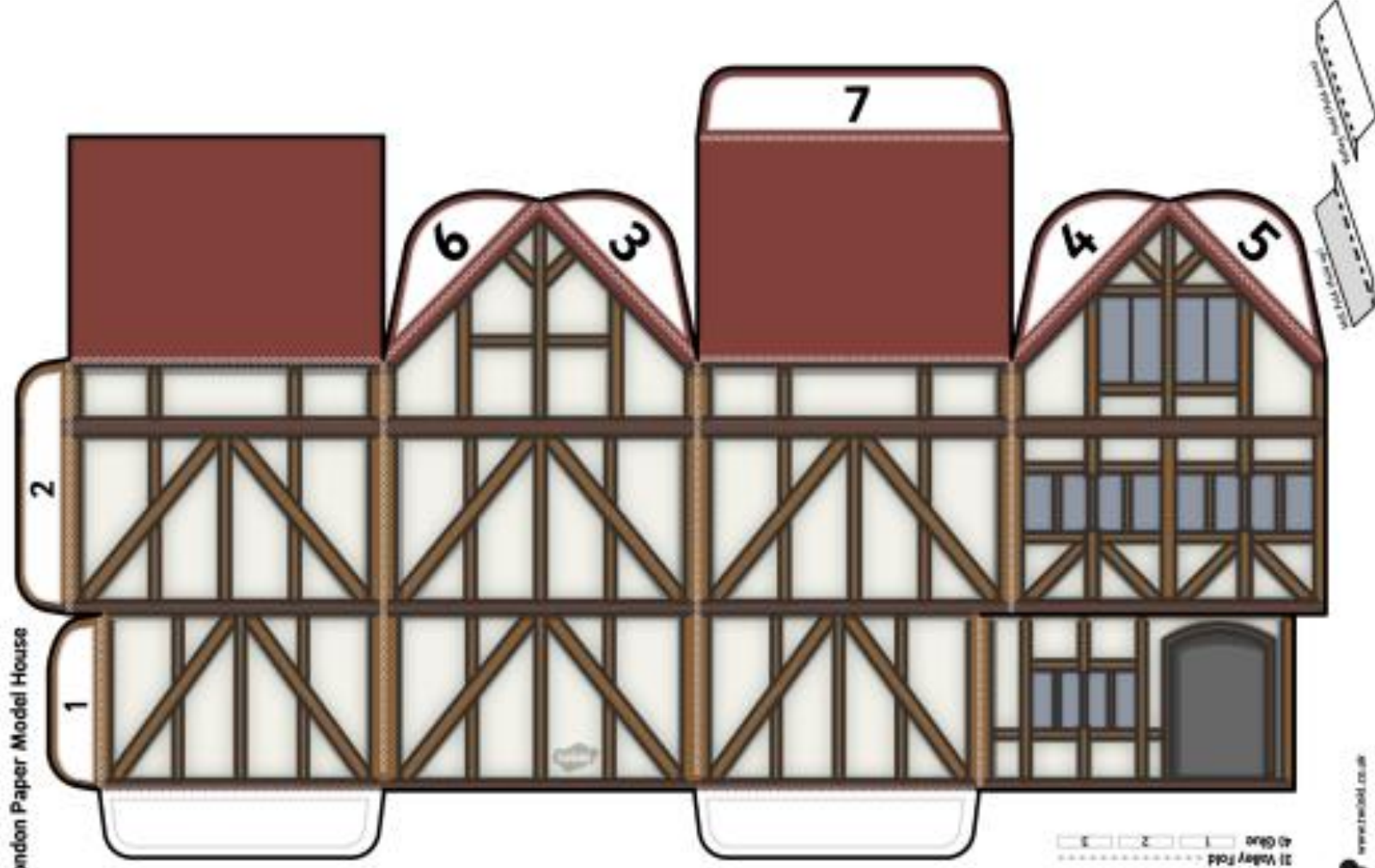


1. Carefully cut out the template, making sure to cut along all of the thick black lines, including the one that runs across the front of the building, above the door. This will separate the two floors.
2. Fold each dotted line in a hill fold or valley fold according to the key. Be careful – the front of the building has two different fold lines for the upstairs and downstairs.
3. Next, fold the house round, add some glue to tab 1, and stick it to the undecorated side of the wall (near the door).
4. Add some glue to tab 2 and glue to the corresponding wall. – The first floor should protrude from the front.
5. After that, add some glue to tabs 3 and 4 and stick the roof down.
6. Repeat this step on the other side of the roof with tabs 5 and 6.
7. After that, glue tab 7 and stick to the underside of the top section of roof.
8. The two blank tabs at the bottom of your house can be used to stick your house down wherever you like.

Your Tudor house is now ready for display!



Fire of London Paper Model House



19 Cut
20 Hill Fold
21 Valley Fold
40 Glue