

# Year 2



# Week Beginning: 9.11.20



## English

Monday

**Today we are learning to use exclamation marks.** <https://www.bbc.co.uk/bitesize/topics/z8x6cj6/articles/z3dcmsg>

Can you write 5 sentences about The great Fire of London using exclamation marks?

Tuesday

**Today we are learning to retrieve information from a text**



Sunday 2<sup>nd</sup> September 1666

Dear Diary,

When I woke up this morning, I saw a big fire out of my window. It began in a bakery and 300 houses have been burned down. I began to panic. The fire is spreading and I think my house will burn down!

Monday 3<sup>rd</sup> September 1666

Dear Diary,

The fire is getting bigger! I am very scared because it is getting closer to my house! Today, I hid all my money in the cellar to keep it safe.



Read this diary extract and draw pictures to show that you have understood what was read.

Wednesday

**Today we are learning to edit and improve sentences.** <https://www.bbc.co.uk/bitesize/topics/z88t97h>

Write 5 sentences about The Great Fire of London, using capital letters, full stops, exclamation marks, adjectives and time connectives.

Thursday

**Today we are learning to edit work.** Can you copy and edit these sentences? samuel pepys woke Up AND saw a big fire out of his window it began in a bakery and 300 houses were burned down he began to panic the fire was spreading and he thought his house would burn down

Friday

**Today we are learning to write a diary entry.** Imagine you are Samuel Pepys. Write a diary entry. Remember to use the word 'I' when you write it, as you are imagining that you are him.



# Phonics

Monday	Have a look at phonics play to help you learn more <a href="https://www.phonicsplay.co.uk/login">https://www.phonicsplay.co.uk/login</a> Choose a game to play within Phase 5 for you to practise.
Tuesday	Have a look at phonics play to help you learn more. <a href="https://www.phonicsplay.co.uk/login">https://www.phonicsplay.co.uk/login</a> Choose a game to play within Phase 5 for you to practise.
Wednesday	Can you play 'Train your Brain' and speed card flash trial on <a href="https://www.phonicsplay.co.uk/login">https://www.phonicsplay.co.uk/login</a> ?
Thursday	Can you play flashcards speed trial on phonics play? Play buried treasure on phonics play. <a href="https://www.phonicsplay.co.uk/login">https://www.phonicsplay.co.uk/login</a>
Friday	Can you practise spelling words; <b>made bake snake even these delete bike like side</b>

# Mathematics







Monday	Practise counting in steps of 2, 5, 10 and 3. Can you count in these steps backwards too? Practise reciting number bonds to 20. Go to your Times Table Rock stars to practise your times tables. <a href="https://play.ttrockstars.com/">https://play.ttrockstars.com/</a>  Watch a video from the Year 2 schedule on Oak National academy each day. <a href="https://classroom.thenational.academy/schedule-by-year/year-2">https://classroom.thenational.academy/schedule-by-year/year-2</a> Can you explain your learning to someone?
Tuesday	Practise counting in steps of 2, 5, 10 and 3. Can you count in these steps backwards too? Practise reciting number bonds to 20. Go to your Times Table Rock stars to practise your times tables. <a href="https://play.ttrockstars.com/">https://play.ttrockstars.com/</a>  Watch a video from the Year 2 schedule on Oak National academy each day. <a href="https://classroom.thenational.academy/schedule-by-year/year-2">https://classroom.thenational.academy/schedule-by-year/year-2</a> Can you explain your learning to someone?
Wednesday	Practise counting in steps of 2, 5, 10 and 3. Can you count in these steps backwards too? Practise reciting number bonds to 20. Go to your Times Table Rock stars to practise your times tables. <a href="https://play.ttrockstars.com/">https://play.ttrockstars.com/</a>  Watch a video from the Year 2 schedule on Oak National academy each day. <a href="https://classroom.thenational.academy/schedule-by-year/year-2">https://classroom.thenational.academy/schedule-by-year/year-2</a> Can you explain your learning to someone?
Thursday	Practise counting in steps of 2, 5, 10 and 3. Can you count in these steps backwards too? Practise reciting number bonds to 20. Go to your Times Table Rock stars to practise your times tables. <a href="https://play.ttrockstars.com/">https://play.ttrockstars.com/</a>  Watch a video from the Year 2 schedule on Oak National academy each day. <a href="https://classroom.thenational.academy/schedule-by-year/year-2">https://classroom.thenational.academy/schedule-by-year/year-2</a> Can you explain your learning to someone?

Friday

Practise counting in steps of 2, 5, 10 and 3. Can you count in these steps backwards too? Practise reciting number bonds to 20. Go to your Times Table Rock stars to practise your times tables. <https://play.ttrockstars.com/>

Watch a video from the Year 2 schedule on Oak National academy each day. <https://classroom.thenational.academy/schedule-by-year/year-2> Can you explain your learning to someone?



Topic		
 Active Tasks	 Art/Design Technology	Science 
<p>Choose an active task each day from any of the following links;</p> <p>Supermovers;  <a href="https://www.bbc.co.uk/teach/supermovers">https://www.bbc.co.uk/teach/supermovers</a></p> <p><b>Jump Start Jonny</b>            • <a href="https://www.jumpstartjonny.co.uk">https://www.jumpstartjonny.co.uk</a></p> <p>Cbeebies Andy's wild Workouts;  <a href="https://www.bbc.co.uk/programmes/p06tmmvz">https://www.bbc.co.uk/programmes/p06tmmvz</a></p> <p>Cbeebies Oti's Boogie Beebies  <a href="https://www.bbc.co.uk/iplayer/episodes/m000jsds/otis-boogie-beebies">https://www.bbc.co.uk/iplayer/episodes/m000jsds/otis-boogie-beebies</a></p>	 <p>How we could you make a tudor house? what materials we you need? How can you put them together ? Watch this video to give you an idea of what your house might look like (<a href="https://www.hobbycraft.co.uk/ideas/kids/how-to-make-a-tudor-house">https://www.hobbycraft.co.uk/ideas/kids/how-to-make-a-tudor-house</a>). Can you sketch a design for your house, labelling the features and the materials you want to use.</p>	<p><a href="https://www.sciencekids.co.nz/lessonplans.html">https://www.sciencekids.co.nz/lessonplans.html</a></p> <p>Visit this website for lots of fun activities and facts. Choose an area that gets you excited about Science!</p>

## History/Geography



Tudor House

What are some of the features of Tudor housing? why they were build this way (e.g. inexpensive, space efficient etc.)? what they were made of and how they were made? Compare and contrast the houses of the wealthy and the poor. Can you do some research and then summarise these facts? Write some sentences.

After The Great Fire of London, King Charles II worked closely with architects the government to ensure that London was rebuilt to prevent the outbreak of a similar fire. (including the 1667 Rebuilding Act) and the impact this had on people's lives. Can you make a poster regarding these new building regulations?

## PSHE/Act of Kindness



- How many kind words can you say today?

### PSHE

what makes you feel good about yourself? e.g I am helpful; I score goals in football; I am a good friend.

How do you behave when you feel good about yourself? [they tend to make positive choices.]

What can affect your behaviour in positive ways [parent/carer comes to see them in class assembly, being praised in front of others etc.]

What might make a person feel not so good about themselves [when people shout at them, when they fall out with a friend, when they are unkind.]


How might someone behave when they don't feel good about themselves? [tend to make negative choices.]

What can affect a person's behaviour in not so good ways [feeling tired, feeling sad, just had a falling out with a friend.]

Emphasise that we can be affected by other people's behaviour on the outside and on the inside of our bodies. E.g. "I was punched on the arm and got a bruise (outside) so now I am scared to go into the playground (inside)."

Summarise that it's possible to react in a calm way when someone is being a bit aggressive. Sometimes it can help there to be a good outcome for everyone.

## RE



Can you design and colour some Rangoli patterns?



## Daily Reading

### Reading

Read a book from Collins Big Cat or Oxford Owl.  
Can you find a book at home that you can re-read and share with your family?



## Music

Can you sing the song 'London's Burning'? Can you add some rhythm by clapping your hands or tapping your feet?



Screen time warning.

While some tasks involve a device with a screen such as an iPad, computer, laptop, tablet, phone or TV, not all tasks will require such a device.

It is important that children do not spend too much time in front of a screen (learning or having some down time) and are enjoying other activities such as colouring, drawing, playing with toys, being active, reading and interacting with those at home.

Thank you.

Remember, if you need any help at all, you can call the Well-being phone on 07850 903 896.

# Great Fire of London

## Pop Up House Instructions

### You Will Need:

- Great Fire of London Pop Up House Template
- Scissors
- Glue



1. Carefully cut out the template, making sure to cut along all of the thick black lines, including the one that runs across the front of the building, above the door. This will separate the two floors.
2. Fold each dotted line in a hill fold or valley fold according to the key. Be careful – the front of the building has two different fold lines for the upstairs and downstairs.
3. Next, fold the house round, add some glue to tab 1, and stick it to the undecorated side of the wall (near the door).
4. Add some glue to tab 2 and glue to the corresponding wall. – The first floor should protrude from the front.
5. After that, add some glue to tabs 3 and 4 and stick the roof down.
6. Repeat this step on the other side of the roof with tabs 5 and 6.
7. After that, glue tab 7 and stick to the underside of the top section of roof.
8. The two blank tabs at the bottom of your house can be used to stick your house down wherever you like.

**Your Tudor house is now ready for display!**



# Fire of London Paper Model House

