	English – Writing
Monday	<p>Choose a story book from home about toys.</p> <p>Answer these questions?</p> <p>What is the main character's name?</p> <p>What colour is the toy?</p> <p>Is the toy soft or hard?</p> <p>What was the problem in the story?</p>
Tuesday	<p>Choose a toy you have.</p> <p>Write a 4 sentence story about your toy.</p> <p>Can you describe your toy using one adjective?</p> <p>Where does your toy go?</p> <p>What happens to your toy?</p> <p>What happens at the end?</p>
Wednesday	<p>Choose a different toy you have.</p> <p>Write a 4 sentence story about your toy.</p> <p>Can you describe your toy using one adjective?</p> <p>Where does your toy go?</p>

	<p>What happens to your toy?</p> <p>What happens at the end?</p>
Thursday	<p>Choose a toy you have.</p> <p>Write a 4 sentence story about your toy.</p> <p>Can you describe your toy using one adjective?</p> <p>Where does your toy go?</p> <p>What happens to your toy?</p> <p>What happens at the end?</p>
Friday	<p>Choose a toy you have.</p> <p>Write a 4 sentence story about your toy.</p> <p>Can you describe your toy using one adjective?</p> <p>Where does your toy go?</p> <p>What happens to your toy?</p> <p>What happens at the end?</p>



## Phonics

Monday	<p>Play buried treasure on <a href="http://www.phonicsplay.co.uk">www.phonicsplay.co.uk</a></p> <p>Use the words: tent, damp, lump, bend, mend, fump, hent, yend</p>
Tuesday	<p>Learn the tricky words: said, so. Use each word in a sentence with words from yesterday's lesson.</p>










Wednesday	Write each word out adding sound buttons. Use robot arms to sound each word out. bump, jump, went, tent, damp, bend, mend
Thursday	Speed spell: he, she, we, me, be. Can you use them in a sentence? Play flashcards phase 3.
Friday	Using sand, rice, pasta, or playdough, make or write the words from Wednesdays lesson. Sound them out once you have made them.



## Maths

Monday	To add by counting on using a number line. <a href="https://teachers.thenational.academy/lessons/to-add-by-counting-on-using-a-number-line-ccukct">https://teachers.thenational.academy/lessons/to-add-by-counting-on-using-a-number-line-ccukct</a>
Tuesday	To subtract by counting back using a number line. <a href="https://teachers.thenational.academy/lessons/to-subtract-by-counting-back-using-a-number-line-cgr36d">https://teachers.thenational.academy/lessons/to-subtract-by-counting-back-using-a-number-line-cgr36d</a>
Wednesday	To add a 1-digit number to a teens number using known facts. <a href="https://teachers.thenational.academy/lessons/to-add-a-1-digit-number-to-a-teens-number-using-a-known-fact-69gkat">https://teachers.thenational.academy/lessons/to-add-a-1-digit-number-to-a-teens-number-using-a-known-fact-69gkat</a>
Thursday	To subtract a 1-digit number to a teens number using known facts. <a href="https://teachers.thenational.academy/lessons/to-subtract-a-1-digit-number-from-a-teens-number-using-a-known-fact-c4u3gc">https://teachers.thenational.academy/lessons/to-subtract-a-1-digit-number-from-a-teens-number-using-a-known-fact-c4u3gc</a>

Friday	To use the make 10 strategy to add two 1-digit numbers. <a href="https://teachers.thenational.academy/lessons/to-use-the-make-ten-strategy-to-add-two-1-digit-numbers-part-1-70r62e">https://teachers.thenational.academy/lessons/to-use-the-make-ten-strategy-to-add-two-1-digit-numbers-part-1-70r62e</a>
--------	--

Topic		
 <b>Active Tasks</b>	 <b>Art/Design Technology</b>	<b>Science</b> 
Using points of your body (elbows, knees, feet, hands) create 5 balances to be held for 3 seconds. Then make smooth transitions between each balance.	Using the link for RE, click on printable resources. Have a go at making a Diva Lamp. You don't have to use clay but can make from lego, playdough, or any plastic pot you want to decorate.	<a href="https://central.espresso.co.uk/espresso/primary_uk/subject/module/book/item1130779/grade1/module1128907/index.html">https://central.espresso.co.uk/espresso/primary_uk/subject/module/book/item1130779/grade1/module1128907/index.html</a> Read the ebook about properties of materials. Discuss the different properties. Find items around your home that have the different properties in the book. Can you draw different items and write the properties of that item next to it.
<b>History/Geography</b> 	<b>PSHE/Act of Kindness</b> 	 <b>RE</b>
<a href="https://central.espresso.co.uk/espresso/primary_uk/subject/module/book/item999530/grade1/module996141/index.html?source=search-all-all-all&amp;source-keywords=teddy%20bears">https://central.espresso.co.uk/espresso/primary_uk/subject/module/book/item999530/grade1/module996141/index.html?source=search-all-all-all&amp;source-keywords=teddy%20bears</a>  Write 3 sentences you can remember about the history of Teddy Bears.	Discuss the words: UNKIND, TEASE and BULLY. Write your own definition for each word.	<a href="https://central.espresso.co.uk/espresso/primary_uk/subject/module/frontend/item866836/grade1/index.html?source=search-all-all-all&amp;source-keywords=diwali">https://central.espresso.co.uk/espresso/primary_uk/subject/module/frontend/item866836/grade1/index.html?source=search-all-all-all&amp;source-keywords=diwali</a> Watch the videos on Diwali and discuss the importance of the festival.
 <b>Daily Reading</b>	 <b>Music</b>	<b>PurpleMash 2Do's</b> 

<p>Using the link for RE, click on books and read about Diwali.</p> <p>Continue to read your reading books at home and any books you enjoy.</p>	<p><a href="https://central.espresso.co.uk/espresso/modules/news/first_news/music/120314m_vegetables.html?source=search-all-KS1-all-all&amp;source-keywords=music">https://central.espresso.co.uk/espresso/modules/news/first_news/music/120314m_vegetables.html?source=search-all-KS1-all-all&amp;source-keywords=music</a></p> <p>Watch the video and could you have make your own vegetable instrument.</p>	<p>Rangoli patterns set on PurpleMash</p>
---	--	---