	English – Writing
Monday	<p>Listen to The Robot and The Bluebird</p> <p><a href="https://central.espresso.co.uk/espresso/primary_uk/subject/module/video/item1102970/grade1/module1217337/index.html">https://central.espresso.co.uk/espresso/primary_uk/subject/module/video/item1102970/grade1/module1217337/index.html</a></p> <p>Answer these questions:</p> <p>What part of the robot was broken?</p> <p>What season was the robot on the scrapheap?</p> <p>Why can't the bluebird stay with the robot?</p> <p>What does the robot look like at the end of the story?</p>
Tuesday	<p>Choose a toy you have.</p> <p>Write a 4 sentence story about your toy.</p> <p>Can you describe your toy using one adjective?</p> <p>Where does your toy go?</p> <p>What happens to your toy?</p> <p>What happens at the end?</p>
Wednesday	<p>Choose a different toy you have.</p> <p>Write a 4 sentence story about your toy.</p>

	<p>Can you describe your toy using one adjective?</p> <p>Where does your toy go?</p> <p>What happens to your toy?</p> <p>What happens at the end?</p>
Thursd ay	<p>Choose a different toy you have.</p> <p>Write a 4 sentence story about your toy.</p> <p>Can you describe your toy using one adjective?</p> <p>Where does your toy go?</p> <p>What happens to your toy?</p> <p>What happens at the end?</p>
Friday	<p>Choose a different toy you have.</p> <p>Write a 4 sentence story about your toy.</p> <p>Can you describe your toy using one adjective?</p> <p>Where does your toy go?</p> <p>What happens to your toy?</p> <p>What happens at the end?</p>



Monday	step, stop, skip, trip, plan, from, frog, twin, swim.
Tuesday	Speed spell x2: have, like, some, come
Wednesday	Write each word out adding sound buttons. Use robot arms to sound each word out: spot, step, trip, from, skip, plan
Thursday	Play buried treasure on <a href="http://www.phonicsplay.co.uk">www.phonicsplay.co.uk</a> Use the words: sniff, smell, brown, groan, floam, pliff, stell, vrown.
Friday	Learn the tricky words: was, you. Make a silly sentence using each word.












## Maths

Please watch the video then the presentation. After, complete the worksheet and exit quiz. If there is an intro quiz, complete this.

Monday	To use the make ten strategy to add two 1-digit numbers (part 2) <a href="https://teachers.thenational.academy/lessons/to-use-the-make-ten-strategy-to-add-two-1-digit-numbers-part-2-60rk4t">https://teachers.thenational.academy/lessons/to-use-the-make-ten-strategy-to-add-two-1-digit-numbers-part-2-60rk4t</a>
Tuesday	To use the make ten strategy to subtract a 1-digit number from a teen number (part 1)

	<a href="https://teachers.thenational.academy/lessons/to-use-the-make-ten-strategy-to-subtract-a-1-digit-number-from-a-teen-number-part-1-74v30d">https://teachers.thenational.academy/lessons/to-use-the-make-ten-strategy-to-subtract-a-1-digit-number-from-a-teen-number-part-1-74v30d</a>
Wednesday	<p>To use the make ten strategy to subtract a 1-digit number from a teen number (part 2)</p> <p><a href="https://teachers.thenational.academy/lessons/to-use-the-make-ten-strategy-to-subtract-a-1-digit-number-from-a-teen-number-part-2-cmt38t">https://teachers.thenational.academy/lessons/to-use-the-make-ten-strategy-to-subtract-a-1-digit-number-from-a-teen-number-part-2-cmt38t</a></p>
Thursday	<p>To use mathematical models and strategies for addition.</p> <p><a href="https://teachers.thenational.academy/lessons/to-use-mathematical-models-and-strategies-for-addition-crrpcr">https://teachers.thenational.academy/lessons/to-use-mathematical-models-and-strategies-for-addition-crrpcr</a></p>
Friday	<p>To use mathematical models and strategies for subtraction.</p> <p><a href="https://teachers.thenational.academy/lessons/to-use-mathematical-models-and-strategies-for-subtraction-64tk4d">https://teachers.thenational.academy/lessons/to-use-mathematical-models-and-strategies-for-subtraction-64tk4d</a></p>

Topic		
 <b>Active Tasks</b>	 <b>Art/Design Technology</b>	<b>Science</b> 
Click on to <a href="http://www.youtube.com">www.youtube.com</a> and exercise along to a Joe Wicks video or pick 5 Just Dance videos to dance along to.	With the help of an adult at home, can you make a jigsaw? Use card or find a template online. Create a picture on it and get your adult to cut it up into jigsaw pieces. Then solve it.	Watch <a href="https://www.youtube.com/watch?v=4MHn9Q5NtdY">https://www.youtube.com/watch?v=4MHn9Q5NtdY</a> and skip to 3.24. Can you make your own balloon hovercraft? What other objects could you use in-place of a CD?
<b>History/Geography</b> 	<b>PSHE/Act of Kindness</b> 	 <b>RE</b>
Research how teddy bears got their name and write 4 facts you have learnt. Extension – Can you make a teddy bear timeline?  <div> <a href="https://central.espresso.co.uk/espresso/primary_uk/subject/module/book/item999530/grade1/module1182719/index.html?source=search-all-all-all&amp;source-keywords=teddy%20bear">https://central.espresso.co.uk/espresso/primary_uk/subject/module/book/item999530/grade1/module1182719/index.html?source=search-all-all-all&amp;source-keywords=teddy%20bear</a> </div>	With the help of an adult at home, write a letter, draw a picture or help write an email to a local care home.	<div> <a href="https://central.espresso.co.uk/espresso/primary_uk/subject/module/video/item339420/grade2/module649434/index.html?source=search-all-all-all&amp;source-keywords=rangoli">https://central.espresso.co.uk/espresso/primary_uk/subject/module/video/item339420/grade2/module649434/index.html?source=search-all-all-all&amp;source-keywords=rangoli</a> </div> Watch the video on Rangoli patterns.  Discuss what they mean.  Have a go at making or colouring your own.
 <b>Daily Reading</b>	 <b>Music</b>	<b>PurpleMash 2Do's</b> 
As well as reading every day, listen to a longer story that is being read and talk about what you	Make a shaker from a tub, tube or kitchen roll. Use	Set on PurpleMash. Choose level 1, 2 or 3 on 'A-fish-matic'

like about it. Try and listen to a piece of the story each day.	rice or pasta to make the sounds inside.	
---	--	--