



# Year 2



# Week Beginning: 5.1.21



	English
Monday	INSET DAY
Tuesday	<p><b>Today we are learning to use adjectives and identify features of a character description</b> Watch this story opener; <a href="#">George's Marvelous Medicine Book Trailer - Bing video</a>. This is the story we will be focussing on this half term. Listen to the first 4 chapters. <a href="#">Roald Dahl   George's Marvellous Medicine - Full audiobook with text (AudioEbook) - Bing video</a></p> <p>Draw a picture of grandma and write as many adjectives as you can to describe her. Explain that when writing a character description, we need to ensure we write about their appearance, (hair/eye colour, length/style of hair/build/height/clothing/their personality (kind, unkind, selfish etc) and what they do (job, no job, etc). Think about senses; see/smell/touch/hear to describe her further.</p>
Wednesday	<p><b>Today we are learning to retrieve information from a text</b> Listen to the next 4 chapters. <a href="#">Roald Dahl   George's Marvellous Medicine - Full audiobook with text (AudioEbook) - Bing video</a></p>  <p>Copy and complete the attached questions (scroll to the bottom of this planning sheet).</p>
Thursday	<p><b>Today we are learning to write expanded noun phrases</b> Listen to the next 4 chapters. <a href="#">Roald Dahl   George's Marvellous Medicine - Full audiobook with text (AudioEbook) - Bing video</a></p> <p><a href="#">What is an expanded noun phrase? - BBC Bitesize</a> Watch the clip to find out. Then do the following activity; Copy and complete the sentences using a comma to separate the list. Grandma opened her (ONE),(WICKED)eye. Grandma was a (SELFISH), (GRUMPY) woman. Grandma had (PALE), (BROWN) teeth. Grandma sipped the ( ), ( ), tea. Can you think of some more expanded noun phrases to describe Grandma?</p>
Friday	<p><b>Today we are learning to write a character description.</b> Listen to the next 4 chapters. <a href="#">Roald Dahl   George's Marvellous Medicine - Full audiobook with text (AudioEbook) - Bing video</a></p> <p>Recap what you have been learning this week. Today you are going to write a character description of Grandma. Write as many sentences as you can, describing what she looks like, how she acts, etc. Remember to include correct punctuation and expanded noun phrases too.</p>

# VIPERS

This half term we are focusing on the story 'The Twits' by Roald Dahl. Listen to the chapters [Hairy Faces/Mr Twit/Dirty Beards/Mrs Twit/The glass eye](#) [Roald Dahl | The Twits - Full audiobook with text \(AudioEbook\) - Bing video](#). Each day we will focus on a specific reading skill. Copy and complete the questions on a piece of paper.

Monday	<i>V</i> ocabulary <i>Violet</i> What do these words mean? Tufts   peered   morsel   sole
Tuesday	<i>I</i> nference <i>Izzy</i> Why did Mr Twit have food in his beard?
Wednesday	<i>P</i> redicting <i>Pete</i> What might Mr Twit do next ?
Thursday	<i>E</i> xplaining <i>Eddie</i> Why are Mr and Mrs twit mean to each other?
Friday	<i>R</i> etrieving <i>Reggie</i> Who said 'I've got eyes watching you'?



# Phonics

Monday	INSET DAY
Tuesday	<a href="#">Purple Mash by 2Simple</a> Log in to Purple Mash; Literacy; Phonics; phase 5; cloze; <b>ay ou</b> recap.
Wednesday	<a href="#">Purple Mash by 2Simple</a> Log in to Purple Mash; Literacy; Phonics; phase 5; cloze; <b>ie ea oy</b> recap.
Thursday	<a href="#">Purple Mash by 2Simple</a> Log in to Purple Mash; Literacy; Phonics; phase 5; cloze; <b>ir ue</b> recap.
Friday	Can you practise spelling these words; <b>door, floor, poor, because, find, kind, mind, behind, child, children</b> . Can you write them in a sentence?



## PurpleMash Playtime - Question of the day

Monday	INSET DAY
Tuesday	What would you rather a pot of slime or a pot of fluff?
Wednesday	Would you rather your house made of chocolate or your house made of biscuits?
Thursday	Would you rather fly a kite or ride on a scooter?
Friday	Would you rather be able to talk to animals or control the weather?




## Maths

Please watch the video then the presentation. After, complete the worksheet and exit quiz. If there is an intro quiz, complete this.

Monday	INSET DAY
Tuesday	<p>Practise counting in steps of 2, 3, 5, 10 and 3. Can you count in these steps backwards too? Practise reciting number bonds to 20. Go to your Times Table Rock stars to practise your times tables. <a href="https://play.ttrockstars.com/">https://play.ttrockstars.com/</a></p> <p>Watch a video from the Year 2 schedule on Oak National academy each day. <a href="https://classroom.thenational.academy/schedule-by-year/year-2">https://classroom.thenational.academy/schedule-by-year/year-2</a> Can you explain your learning to someone?</p> <p>Addition and subtraction Maths Meeting -</p>
Wednesday	<p>Practise counting in steps of 2, 3, 5, 10 and 3. Can you count in these steps backwards too? Practise reciting number bonds to 20. Go to your Times Table Rock stars to practise your times tables. <a href="https://play.ttrockstars.com/">https://play.ttrockstars.com/</a></p> <p>Watch a video from the Year 2 schedule on Oak National academy each day. <a href="https://classroom.thenational.academy/schedule-by-year/year-2">https://classroom.thenational.academy/schedule-by-year/year-2</a> Can you explain your learning to someone?</p>

Thursday	<p>Practise counting in steps of 2, 3, 5, 10 and 3. Can you count in these steps backwards too? Practise reciting number bonds to 20. Go to your Times Table Rock stars to practise your times tables. 7<a href="https://play.ttrockstars.com/">https://play.ttrockstars.com/</a></p> <p>Watch a video from the Year 2 schedule on Oak National academy each day. <a href="https://classroom.thenational.academy/schedule-by-year/year-2">https://classroom.thenational.academy/schedule-by-year/year-2</a> Can you explain your learning to someone?</p> <p>Number bonds Maths Meeting</p>
Friday	<p>Practise counting in steps of 2, 3, 5, 10 and 3. Can you count in these steps backwards too? Practise reciting number bonds to 20. Go to your Times Table Rock stars to practise your times tables. <a href="https://play.ttrockstars.com/">https://play.ttrockstars.com/</a></p> <p>Watch a video from the Year 2 schedule on Oak National academy each day. <a href="https://classroom.thenational.academy/schedule-by-year/year-2">https://classroom.thenational.academy/schedule-by-year/year-2</a> Can you explain your learning to someone?</p>




 PE	
Monday	INSET DAY
Tuesday	Dock the Socks
Wednesday	Moving Maths
Thursday	Scatter it
Friday	Dance to it

 Assembly	
Monday	INSET DAY
Tuesday	New Beginnings New Year – Mrs Farmer



# Daily storytime

Monday	INSET DAY
Tuesday	'The Very Hungry Caterpillar' read by Mrs Parkhurst
Wednesday	The Magic Porridge Pot" read by Mrs Gilbey
Thursday	'Toby and the Great Fire of London' read by Miss Hook
Friday	'Hooray for Diffendoofer Day!' read by Mr Houghton

Topic		
 Active Tasks	 Art/Design Technology	Science 
<p>Choose an active task each day from any of the following links;</p> <p>Supermovers;  <a href="https://www.bbc.co.uk/teach/supermovers">https://www.bbc.co.uk/teach/supermovers</a></p> <p><b><u>Jump Start Jonny</u></b></p> <ul style="list-style-type: none"> <li><a href="https://www.jumpstartjonny.co.uk">https://www.jumpstartjonny.co.uk</a></li> </ul> <p>Cbeebies Andy's wild Workouts;  <a href="https://www.bbc.co.uk/programmes/p06tmmvz">https://www.bbc.co.uk/programmes/p06tmmvz</a></p> <p>Cbeebies Oti's Boogie Beebies</p>	<p><b>This week we are learning to evaluate existing products.</b></p> <p>Over the next few weeks we are going to be designing, making and evaluating smoothies and their packaging.</p> <p>Can you look at a range of existing drinks bottle packaging and think about its purpose? (either at home or safely search online)</p> <p>What things do we need to include when we design our drinks label? Eg a barcode, sell by date, ingredients. Can you write a checklist to help you remember what will need to be on your drinks label?</p>	<p><b>This week we are learning to ask questions and identify different materials.</b></p> <p><a href="#">Materials and their uses (clip compilation) - KS1 Science - BBC Bitesize</a></p> <p>For the next few weeks we are going to be learning about Materials. Can you create "A what I would like to know" poster" as an introduction to the topic. Can you generate questions regarding materials?</p> <p>Can you discuss the different types of everyday materials?          Can you identify different materials within the classroom/you home?</p> <p>Copy and complete this materials table into books/on paper.</p>

<https://www.bbc.co.uk/iplayer/episodes/m000jsds/otis-boogie-beebies>

Plastic	Wood	Metal	Glass

## Handwriting



## PSHE/Act of Kindness



## RE

**This week we are looking at how to form the curly caterpillar letters.**

There are two videos involving these letters. The first video looks at the letters *c*, *a*, *o*, *e* and *s*, as well as some words which contain these letters.

The second video looks at the letters *q*, *g*, *d* and *f*, as well as some words which contain these letters.

Have a go at following along with the video and practising your best handwriting.

**This week we are learning to identify different emotions.**

Can you remember what each colour zone means? Can you explain it to somebody at home? Can you explain how we may feel whilst in that zone? How can we regulate our emotions and help move us towards the green zone? Write some sentences about what you have been discussing.

**This week we are learning to identify stories and books that are special to us.**

Share a book or a story that is 'special' to you, Explain why it is special, e.g. the story or a particular character might impress or the book might have been a present from someone special. Discuss how 'special' books should be treated. Can somebody at home do the same and explain and share their special book?



## Daily Reading

## Computing



Remember to read/re-read books that you have at home. You can also sign up for free to Oxford Owl [Oxford Owl for School and Home](#) and log onto [Collins Connect](#)

**This week we are learning to understand ways to stay safe online.**

Read the story attached below and ask your children their opinions on what Ben should do in each scenario. This will help to initiate discussions about key online safety issues. Write a list of how to use a tablet safely.

## Georges Marvellous Medicine Comprehension Questions

1. What immediately made George wonder about what sort of mischief he might get up to?

---

2. What did grandma tell George not to forget?

---

3. Why was George bored to tears?

---

4. Where is the story set?

---

5. Why does George dislike Grandma?

---

