

Year 1



Week Beginning: 11.01.2021



English – writing a diary entry using the book ‘Katie in London’

Monday <u>WALT: find the features of a diary entry</u>	Katie in London story: https://www.youtube.com/watch?v=ImrNxvC9bb4 We are learning the features of a diary entry. Watch the video to learn all about why we write diary entries. Listen to the story (Katie in London) and list all the places Katie, Jack and the lion visit on their adventure.
Tuesday <u>WALT: form full descriptive sentences</u>	Today we are ordering the events for the diary entry and writing full sentences for each place. We will focus on using sequencing words, capital letters, full stops and adjectives.
Wednesday <u>WALT: use the personal pronoun to write a diary entry</u>	Today we are going to write a diary entry as though we are Katie so we will use the 1 st person (I, my) in our writing.
Thursday <u>WALT: plan a diary entry</u>	You are going to write your own diary entry! Draw and write about four things you did during the Christmas holidays. Remember to include everything we have been using this week, e.g. 1 st person, adjectives, capital letters and full stops.
Friday <u>WALT: write a diary entry</u>	Write to impress! Today we are writing our own diary entry using our pictures and sentences from yesterday. It is your write to impress so you need to try your hardest with your handwriting, spelling and punctuation.

****WALT = We are learning to (focus of the lesson)****



Phonics

Revise phase 2 and 3 sounds using flash cards and phase 2 and 3 tricky words every day.

Monday	<p>Practise saying the sound /oy/ Write the phoneme in the air and on some's back. Practise reading and writing the following words: boy ,annoy, enjoy, employ, floy, emgloy, scroy, disploy. Which were are real? Which are nonsense words? Play buried treasure and picnic on pluto. Read these sentences: Can you annoy a boy? Will a royal enjoy eating an oyster? Will it be annoying if a boy destroys a toy?</p>
Tuesday	<p>Practise saying the sound /ir/ Play Buried Treasure. Words: girl, thirteen, birth, skirt, twirt, plirth, virteen, skirl. Try and put some of these words into a sentence. Read these sentences: Can a girl put on a skirt that twirls? Is your birthday the first or the third? Can a girl annoy a boy?</p>
Wednesday	<p>Read the tricky words Mr, Mrs, looked, called, asked Write these words on pieces of paper and get an adult to hide them around the house. Go on a 'word hunt' find the tricky words and have a go at reading them. EXT- try to write these words correctly.</p>
Thursday	<p>Practise the sound /ue/ Play buried treasure to read the words venue, statue, rescue, argue, platue, denue, lescue, ormue. (add sound buttons for single sounds and a line for the digraph) Read these sentences: Can you argue with a statue? You need to queue until the bus is due. Is it true that you can get blue glue? ue for /oo/ and /yoo/ - Mr Thorne Does Phonics - Bing video</p>
Friday	<p>Practise the sound /aw/ Sound out the following words using robot arms: claw, yawn, shawl, drawer, plaw, gawn, thawl, strawwer. Add sound buttons to them and a line for the digraph. Can you make up some of your own words? Read the sentences: Can a paw also be a claw? Do you stretch your jaw when you yawn? If you go out on the lawn, will you need a shawl to help you stay warm?</p>



Handwriting

This week we are practising how to form the ladder letters.

Tuesday	Ladder letters – l, i, t, u, j, y
Thursday	Ladder letters – l, i, t, u, j, y



VIPERS

Listen to the story and then test how much you can remember by completing the comprehension quiz!

Wednesday	Story: https://central.espresso.co.uk/espresso/primary_uk/subject/module/video/item1217573/grade1/module1217337/index.html Quiz: https://central.espresso.co.uk/espresso/primary_uk/subject/module/activity/item1217815/grade1/module1217337/index.html
Friday	Story: https://central.espresso.co.uk/espresso/primary_uk/subject/module/video/item1217572/grade1/module1217337/index.html Quiz: https://central.espresso.co.uk/espresso/primary_uk/subject/module/activity/item1217776/grade1/module1217337/index.html



Assembly

A recorded assembly will be available every day.

Monday	Who: Mrs Farmer	Theme: Birthday
Tuesday	Who: Miss Hook	Theme: Owl Code – Be Confident and Capes of Success Focus - perseverance
Wednesday	Who: Mr Williams	Theme: Owl Code – Be Confident and Capes of Success Focus - perseverance
Thursday	Who: Mrs Bentham	Theme: Owl Code – Be Confident and Capes of Success Focus - perseverance
Friday	Who: Mrs Farmer	Theme: Celebration



PurpleMash Playtime

Log onto PurpleMash at 10.30am for a virtual playtime with your class and class teacher.

Monday	Let's share what we did over the weekend.
Tuesday	Would you rather swim in pool of custard or a pool of jelly?
Wednesday	If you could change the world to be one colour, what would it be?
Thursday	Would you rather be a superhero or a dinosaur?
Friday	Would you rather is be warm and raining or cold and snowing today?




Daily story time

Use the links below to access a daily story.

Monday	'But excuse me, that is my book' read by Mrs Hanson
Tuesday	'The Golden Goose' read by Mrs Bentham
Wednesday	'The Gingerbread Man' read by Mrs White
Thursday	'One Lost Bear' read by Mrs Shelsher
Friday	'Jack and the Beanstalk' read by Miss Crussell










Maths

Monday <u>WALT: to tell the time</u>	<p>We are learning to tell the time today using o'clock and half-past. In one minute, how many times of the day can you name? e.g. 5 o'clock, 12 o'clock, half-past 6, etc... Test your knowledge of telling the time by playing clock splat! Please choose level one or two.</p> <p>https://www.sheppardsoftware.com/math/time/clock-splat-game/</p>
Tuesday <u>WALT: show, tell and draw the time</u>	<p>We are learning to tell the time using o'clock and half-past. Think of six things you did yesterday. Draw these and write the time you did them to the nearest hour or half-past the hour.</p> <p>Extension: show these times on a clock resource if you have one or on a clock template. Ask an adult to draw six clocks/circles and draw the hour and minute hands.</p>
Wednesday <u>WALT: make our own clock</u>	<p>Today you are going to make your own clock. Using any 12 objects that you can find around the home, arrange these to represent each hour on a clock face. Can you use a short and a long object to show different times? If you make a big clock, you could use your arms and legs to show the time.</p>
Thursday <u>WALT: the directions left and right</u>	<p>Today we are learning directional language: left and right.</p> <p>Practise moving to the left or right – ask an adult to call out which direction. How quickly can you react and move there? Now try this with your toys, can you get them to all face the left side of the room? Then do the same with the right. Walk the journey from your bedroom to your front door, how many times do you turn left? How many times do you turn right?</p>
Friday <u>WALT: turn a whole, half and quarter turn</u>	<p>Today we are learning the positional language: whole, half and quarter turn.</p> <p>Ask an adult to call out a direction, how quickly can you do it? Can you practise calling out the directions and show these turns using your toys?</p> <p>Build an obstacle course that involves changing direction, can you navigate a toy through the obstacle course saying which direction they need to move, e.g. left for 2 steps, quarter turn, right for 4 steps, half turn etc...</p>
	

There are PE activities to complete every day – see separate sheet for activity details. These are to be completed at home with equipment you would have in your home.

Monday	Activity: Jukebox Jig
Tuesday	Activity: Training test
Wednesday	Activity: Tow truck trial
Thursday	Activity: Book bundle challenge
Friday	Activity: Hopscotch

Topic		
 Active Tasks	 Art/Design Technology	Science 

 <p>Mr. Ticks is back with his PE work outs Monday, Tuesday and Friday mornings @9am on you YouTube. Alternatively, you could try Andy's wild workouts following this link : CBeebies - Andy's Wild Workouts (bbc.co.uk)</p>	<p>From last week- the items of clothing and objects you decided you would take on your day trip, think about what different materials these are made from. For example, bags, bottles for water etc. Draw the items you would take and next to each item label the material it is made from. Can you describe the property of the material? Extension: find some material from around your home and design one of the items you would take on the trip with you.</p>	<p>Go on a winter walk and discuss what changes have happened from the Autumn to the Winter months. Talk about the trees and whether they still have leaves (deciduous and evergreen) can you make a picture or collage of what you saw. Science KS1 / KS2: Are plants the same all year round? - BBC Teach</p>
<p>History/Geography </p> <p>London is a very famous place and we don't live that far away from it! Follow this link to find out some interesting facts about London. Geography KS1: Transport, travel and landmarks of London - BBC Teach Create your own factfile or booklet about London- what can you see in London? What famous building are there? Alternatively, you could have a go at making a construction of a famous building in London such as Big Ben or the London Eye.</p>	<p>PSHE/Act of Kindness </p> <p>Think of something nice you could do to surprise a family member to make them smile 😊 It could be making them something or just giving them a hug!</p>	<p>RE </p> <p>Make a cross as a special symbol to remember Jesus. Be as creative as you like- you could use straws, paint, chalks etc to show this special symbol. Place your symbol in a place that is special to you.</p>
<p> Daily Reading</p> <p>As well as reading your books at home, anything else you read, try to identify the phonics sound on each day. How many times can you see it? You could also find some non-fiction books or resources online that talk about London and main sights.</p>	<p> Music</p> <p>Choose a piece of music that you love and draw a picture or talk about how it makes you feel when you hear it.</p>	<p>PurpleMash 2Do's </p> <p>Set on PurpleMash.</p>