

Year 2



Week Beginning: 11.1.21



English

Monday	<p>We are learning to; use conjunctions if, that when because</p> <p>Watch this clip to learn about conjunctions. https://www.bbc.co.uk/bitesize/articles/z6rvbdm</p> <p>Copy these sentences and underline the conjunctions.</p> <p>Grandma is mean because she never says please / Grandma will not drink her tea if she doesn't have a saucer/Grandma is not mean when Georges parents are around/Grandma said that George should stop growing Can you write some more sentences about Grandma using any of the conjunctions that we are learning today?</p>
Tuesday	<p>We are learning to predict.</p> <p>Scroll down to the bottom of this weekly planning sheet. There is an extract from Georges Marvellous Medicine. Can you predict what might happen next?</p>
Wednesday	<p>We are learning to use effective story starters.</p> <p>Today we are going to think of effective story starters and the different types.</p> <p>Explain that stories can start with a character description/description of a setting/dialogue/an action/question/statement. Can you improve this story starter? Have you ever known a grandma to be so mean? Can you add some adjectives to make it better? (eg Have you known a grandma to be so mean, nasty and revolting)? What type of story starter is this? (Question). Can you write a list of the different types of story starters? Can you write a different question story starter than the one we improved before?</p>
Thursday	<p>We are learning to use effective story starters.</p> <p>What can you remember about story starters? (The different types). What type of story starter did we do yesterday (question). Can you come up with a story starter that is a description of the setting in Georges Marvellous Medicine? Remember to use expanded noun phrases and conjunctions to make your sentence even better!</p>
Friday	<p>We are learning to use effective story starters.</p> <p>What can you remember about story starters? Can you write a story starter that is a description of Grandma? (We did lots of work last week about Grandma which should help you). Remember to write neatly, using correct punctuation. Also remember to include expanded noun phrases and conjunctions.</p>

VIPERS

This half term we are focusing on the story 'The Twits' by Roald Dahl. Listen to the chapters [The frog/wormy spaghetti/walking stick/Mrs Twit has the shrinks/Mrs Twit gets a stretching](#) [Roald Dahl | The Twits - Full audiobook with text \(AudioEbook\) - Bing video](#). Each day we will focus on a specific reading skill. Copy and complete the questions on a piece of paper.

Monday	<i>Vocabulary Violet</i>	pleasure, bitter, gradually, unable
Tuesday	<i>Inference Izzy</i>	Why did Mr Twit say 'I bet it's a giant skillywiggler'?
Wednesday	<i>Predicting Pete</i>	What might Mr Twit's second nasty idea be?
Thursday	<i>Explaining Eddie</i>	How did Mrs Twit shrink?
Friday	<i>Retrieving Reggie</i> <i>Sequencing Sophie</i>	What was the upward pull becoming? Order the events; stretching/shrinks/frog/spaghetti

Phonics

Monday	Purple Mash by 2Simple Log in to Purple Mash; Literacy; Phonics; phase 5; cloze; aw ew recap.
Tuesday	Purple Mash by 2Simple Log in to Purple Mash; Literacy; Phonics; phase 5; cloze; oe au ey recap.
Wednesday	Purple Mash by 2Simple Log in to Purple Mash; Literacy; Phonics; phase 5; cloze; wh ph recap.
Thursday	Purple Mash by 2Simple Log in to Purple Mash; Literacy; Phonics; phase 5; cloze; a-e e-e i-e recap
Friday	Can you practise spelling these words; wild, climb, most, only, both, old, gold, cold, hold, told . Can you write them in a sentence?



PurpleMash Playtime - Question of the day

Monday	Would you rather become five years older or two years younger?
Tuesday	Would you rather have a magic carpet that flies or a see-through submarine?
Wednesday	Would you rather be able to control fire or water?
Thursday	Would you rather have an elephant-sized cat or a cat-sized elephant?
Friday	Would you rather have super strength or super speed?



Maths

Please watch the video then the presentation. After, complete the worksheet and exit quiz. If there is an intro quiz, complete this.

Monday	<p>Go to your Times Table Rock stars to practise your times tables. https://play.ttrockstars.com/</p> <p>The title of today's lesson is 'Reading the time on the clock to the nearest five minutes (Part one)'. Follow the link to find the lesson on the Oak Academy website and watch the video and complete the activities: https://classroom.thenational.academy/lessons/reading-the-time-on-the-clock-to-the-nearest-five-minutes-part-1-71jp4c</p> <p>Maths meeting – 2x tables</p>
Tuesday	<p>Go to your Times Table Rock stars to practise your times tables. https://play.ttrockstars.com/</p> <p>The title of today's lesson is 'Reading the time on the clock to the nearest five minutes (Part two)'. Follow the link to find the lesson on the Oak Academy website and watch the video and complete the activities: https://classroom.thenational.academy/lessons/reading-the-time-on-the-clock-to-the-nearest-five-minutes-part-2-6thk2d</p> <p>Maths meeting – 5x tables</p>
Wednesday	<p>Go to your Times Table Rock stars to practise your times tables. https://play.ttrockstars.com/</p> <p>The title of today's lesson is 'Sequence daily events'. Follow the link to find the lesson on the Oak Academy website and watch the video and complete the activities: https://classroom.thenational.academy/lessons/sequencing-daily-events-74w3jr</p> <p>Maths meeting – 10x tables</p>

Thursday	<p>Go to your Times Table Rock stars to practise your times tables. https://play.ttrockstars.com/</p> <p>The title of today's lesson is 'Calculating duration of time in minutes'. Follow the link to find the lesson on the Oak Academy website and watch the video and complete the activities: https://classroom.thenational.academy/lessons/calculating-duration-of-time-in-minutes-cdgp4e</p> <p>Maths meeting – Practise your skip counting in 2s, 5s, 10s and 3s. Can you count forwards and backwards?</p>
Friday	<p>Go to your Times Table Rock stars to practise your times tables. https://play.ttrockstars.com/</p> <p>The title of today's lesson is 'calculating duration of time in hours and minutes'. Follow the link to find the lesson on the Oak Academy website and watch the video and complete the activities: https://classroom.thenational.academy/lessons/calculating-duration-of-time-in-hours-and-minutes-60v36d</p> <p>Maths meeting – Practise your number bonds to 20.</p>



PE

Monday	Climb the wall
Tuesday	Balloon Volleyball
Wednesday	Sweatshirt agility challenge
Thursday	Umbrella golf
Friday	Active story time



Assembly - added to Tapestry each day








Daily Storytime

Monday	'But excuse me, that is my book' read by Mrs Hanson
Tuesday	'The Golden Goose' read by Mrs Bentham
Wednesday	'The Gingerbread Man' read by Mrs White
Thursday	'One Lost Bear' read by Mrs Shelsher
Friday	'Jack and the Beanstalk' read by Miss Crussell

Topic

Active Tasks	Art/Design Technology	Science
<div>Choose an active task each day from any of the following links;</div> <div>Supermovers;</div> <div>https://www.bbc.co.uk/teach/supermovers</div> <div>Jump Start Jonny</div> <div>https://www.jumpstartjonny.co.uk</div> <div>Cbeebies Andy's wild Workouts;</div> <div>https://www.bbc.co.uk/programmes/p06tmmvz</div> <div>Cbeebies Oti's Boogie Beebies</div> <div>https://www.bbc.co.uk/iplayer/episodes/m000jsds/otis-boogie-beebies</div> <div>Cosmic Kids Yoga - YouTube</div>	<div>If you haven't done so already, design a label for your smoothie using your checklist you created last week.</div> <div>You may want to include:</div> <div><ul style="list-style-type: none">• The name• The ingredients• Sell by date• Barcode</div> <div>Ask your friends and family what fruits they like most.</div> <div>Create a block diagram with the information you have collected. – this can be done on paper or on PurpleMash</div> <div></div>	<div>This week we are learning to group and compare materials</div> <div>Looking at the objects at the end of video lead by Mrs Hanson, explain how you would group the objects together and why you would do it that way.</div> <div>See if you can group together some different objects, from around your house, based on the materials they are made from.</div>

<p>Handwriting </p>	<p>PSHE/Act of Kindness </p>	<p> RE</p>
<p>This week we are looking at how to form the one armed robot letters:</p> <p>One armed robot 1 (r, m, n, h)-</p> <p>One armed robot 2 (b, k, p)-</p>	<p>This week we are learning to</p> <p>Follow the how to draw “Joy” Video</p> <p>How To Draw Joy From Inside Out - YouTube</p> <p>Think about what puts you in the Green Zone.</p> <p>List the different emotions you can feel when you are in the Green zone.</p>	<p>This week we are learning about the Bible and why it is special to Christians.</p> <p>Watch the video link to find out about the Bible and Christianity with Miss Talbot. Answer the three questions:</p> <p>What are three things have you have learned?</p> <p>What would you still like to know?</p> <p>Why is the Bible special to Christians</p>
<p> Daily Reading</p>	<p>Computing </p>	
<p>Remember to read/re-read books that you have at home. You can also sign up for free to Oxford Owl Oxford Owl for School and Home</p>	<p>This week we are learning to code.</p> <p>Watch the video link to find out a bit about coding.</p> <p>Then make up an obstacle course at home and ask if you can program somebody! Use the words; forwards, turn, right, left, backwards and get them to follow your instructions around the course. Have fun!</p>	

Read this extract;

really. She was a bit of a nuisance around the house, wasn't she?"

"Yes," Mr. Kranky said. "She most certainly was."

George didn't say a word. He felt quite trembly. He knew something tremendous had taken place that morning. For a few brief moments he had touched with the very tips of his fingers the edge of a magic world.

What do you think will happen next, now that George has touched the edge of a magic world?

Draw what you think might happen next.

