


### English

	
Monday	<p><b>WALT: Form adjectives using er and est</b> Watch the video</p> <p>Write a list of adjectives to describe Grandma/George or Mr and Mrs Twit that end with er /est. Write them in a sentence</p>
Tuesday	<p><b>WALT: Think about our school's history</b></p> <p>Discuss what you have found out. Make a poster and write some key facts to go with it.</p> <p>English Meeting on question marks -</p>
Wednesday	<p><b>WALT: Develop comprehension skills</b> Workbook pages 20 &amp; 21</p>
Thursday	<p><b>WALT: Talk about personal experiences of our school</b> Watch the video: Talk to people at home about when you first started school. What can you remember? What did you do? Who did you meet? How did you feel?</p> <p>English Meeting on capital letters -</p>
Friday	<p><b>WALT: Write about personal experiences of our school</b> Watch the video: Can you draw pictures and write about your experiences? Can you read your writing back to somebody at home?</p>

### VIPERS

This half term we are focusing on the story 'The Twits' by Roald Dahl. Listen to the chapters Chapters; Muggle wump/great glue painting/carpet on the ceiling/furniture goes up/Ravens swoop

[Roald Dahl | The Twits - Full audiobook with text \(AudioEbook\) - Bing video.](#)

Each day we will focus on a specific reading skill. Copy and complete the questions on a piece of paper.

Monday	<b>Vocabulary:</b> Cemented glimpse bough bundles. What do these words mean?
Tuesday	<b>Inference:</b> Why did Fred shout 'Hooray'?
Wednesday	<b>Predict:</b> What might happen next?
Thursday	<b>Explain:</b> Why did Mr and Mr Twit stand on their heads?
Friday	<b>Retrieve &amp; Sequence:</b> What did Fred see on the floor in the living room? What happened at the beginning, middle and end of the story?



## PurpleMash Playtime - Question of the day

Monday	Would you rather play a villain or a hero in a movie?
Tuesday	Would you rather be famous for your dancing or famous for your singing?
Wednesday	Would you rather always have to skip everywhere or run everywhere?
Thursday	Would you rather be silent or still all day long?
Friday	Would you rather ride a flying bus or ride a unicorn?



## Maths

Please watch the video then the presentation. After, complete the worksheet and exit quiz. If there is an intro quiz, complete this.

Monday	<u>WALT:</u> <b>Subtract a two-digit number and ones with regrouping.</b>
--------	---

	<p>Follow the link to find the lesson on the Oak Academy website and watch the video and complete the activities: Subtract a 2-digit number and ones with regrouping:</p> <p>Maths Meeting on Fractions - -</p>
Tuesday	<p><u>WALT: Regroup when subtracting.</u></p> <p>Follow the link to find the lesson on the Oak Academy website and watch the video and complete the activities: Subtracting 2-digit numbers involving regrouping:</p> <p>Maths Meeting on Multiplication -</p>
Wednesday	<p><u>WALT: subtract.</u></p> <p><u>Complete the following workbook pages:</u></p> <p>Mental workout page 4</p> <p>Targeted study question book page 25 &amp; 25</p>
Thursday	<p><u>WALT: Solve addition and subtraction word problems.</u></p> <p>Follow the link to find the lesson on the Oak Academy website and watch the video and complete the activities: Word problems: Whole-part models:</p> <p>Maths Meeting on Patterns and Sequences -</p>
Friday	<p><u>WALT: Solve addition and subtraction word problems.</u></p> <p>Follow the link to find the lesson on the Oak Academy website and watch the video and complete the activities: Word problems: Bar models:</p> <p>Maths Meeting on Skip Counting - -</p>



Monday	Battleships
Tuesday	Cross the river




Wednesday	Jumping dice
Thursday	Target treasure
Friday	Obstacle Course










Assembly – added to Tapestry each day



Daily Story time - added to Tapestry each day

Topic		
 <b>Active Tasks</b> 	<b>Art/Design Technology</b>	<b>Safer internet Day</b>
<p>Choose an active task each day from any of the following links;</p> <p><b>Supermovers;</b>  <a href="https://www.bbc.co.uk/teach/supermovers">https://www.bbc.co.uk/teach/supermovers</a></p> <p><b>Jump Start Jonny</b>  <a href="https://www.jumpstartjonny.co.uk">https://www.jumpstartjonny.co.uk</a></p> <p><b>Cbeebies Andy's wild Workouts;</b>  <a href="https://www.bbc.co.uk/programmes/p06tmmvz">https://www.bbc.co.uk/programmes/p06tmmvz</a></p> <p><b>Cbeebies Oti's Boogie Beebies</b></p>	<p><u>WALT: Evaluate a product</u></p> <p>It is time to Evaluate your Smoothie and label</p> <p>Answer the following questions:</p> <ol style="list-style-type: none"> <li>1. What worked well when making your smoothie?</li> <li>2. What didn't work so well when making your smoothie?</li> <li>3. What would you change if you were to make your smoothie again and how would you change it?</li> </ol> <p>Video with Mrs Hansen -</p>	<p><u>WALT: understand how to stay safe on the internet</u></p> <div data-bbox="1503 1062 1919 1155">  <b>Safer Internet Day</b> </div> <p>Tuesday 9<sup>th</sup> February</p> <p>After watching Mr Williams's assembly about Safer internet Day create a poster explaining to others the things they need to do to stay safe on the internet. If you wish, you can use the template attached below.</p>

<a href="https://www.bbc.co.uk/iplayer/episodes/mooojsds/otis-boogie-beebies">https://www.bbc.co.uk/iplayer/episodes/mooojsds/otis-boogie-beebies</a>		<p>Complete the safer internet day comprehension attached below to help give you some more ideas of what to include in your poster.</p>
<p style="text-align: center;"><b>Handwriting</b></p> <p>Handwriting session 1: Zigzag Monster Letters</p>  <p>Handwriting session 2: Common Exception Words</p>  <p style="text-align: center;"><b>Spellings</b></p>  <p style="text-align: center;">LOOK/COVER/WRITE/CHECK</p> <p>whole, any, many, clothes, busy, people, water, again, half, money, Mr, Mrs, parents, Christmas</p>	<p style="text-align: center;"><b>PSHE/Art</b> </p> <p><u>WALT: express ourselves through art</u></p> <div style="text-align: center;">   </div> <p>The Royal Academy of Art are running a competition for children aged 5-19.</p> <p>They are looking for a range of artwork, to display at their gallery, from school children all over the country.</p> <p>We thought this would be a fantastic way for you to express yourself creatively.</p> <p>The artwork can be made using any medium: It can be a painting, sculpture, photograph, installation, video, drawing, or a combination and there is no theme so artworks can be of any subject.</p> <p>If you would like to enter the competition, once you have completed your artwork, all you have to do is visit the website linked below, register and upload a picture of your piece.</p> <p>Be sure to read the permission documents and make sure you are happy to give constant for your artwork to be used. (Parents must give consent for children</p>	<p> <b>RE</b></p> <p><u>WALT: understand what the Guru Granth Sahib is and why it is special to Sikhs</u></p> <p>Watch the video: <a href="#">The Guru Granth Sahib - the Sikh holy book   Religious Studies – My Life, My Religion: Sikhism - YouTube</a></p> <p>Draw a picture of the Golden temple use can either use the how to draw video or the template attached below. <a href="#">How to draw the Golden Temple (Gurdwara), Amritsar - YouTube</a></p> <p>Underneath your picture write 3 facts you learnt about The Guru Granth Sahib. You may want to think about:</p> <ul style="list-style-type: none"> <li>- What it is</li> <li>- How it is treated</li> <li>- Why it is special to Sikhs</li> </ul>

	<p>under 12 This is all explained in detail on the Website.</p> <p>Each child can submit 3 different art pieces.</p> <p>So get creative, express yourself and have fun!</p> <p><a href="#">Young Artists' Summer Show   Royal Academy</a></p> <p>Video with Miss Talbot:</p>	
 <h2>Daily Reading</h2>	 <h2>Music</h2>	<h2>Computing/PurpleMash 2Do's </h2>
<p>Remember to read/re-read books that you have at home. You can also sign up for free to Oxford Owl <a href="#">Oxford Owl for School and Home</a> and log onto <a href="#">Collins Connect</a></p>	<p>WALT: create simple patterns.</p> <p>Follow the link attached and complete the activities.</p>	<p><b>Log onto PurpleMash</b> Complete the “ToDo’s” set by your teacher.</p> <ol style="list-style-type: none"> <li>1.Fractionio’s Pizzeria</li> <li>2.When I grow up</li> <li>3.2beat</li> </ol>



10 minute Weekly Workouts	
KS1 Maths Targeted Study and Question Book	Pages 24 & 25
KS1 Maths Mental Workout	Page 4
KS1 English Grammar, Punctuation and Spelling Targeted Question Book	Page 35
KS1 English Comprehension Targeted Question Book	Pages 20 & 21
KS1 English Handwriting Targeted Practise Book	Page 5

# Safer Internet Day 2021

Safer Internet Day is held every year in February. This year, it is happening on Tuesday 9<sup>th</sup> February.



On Safer Internet Day, children across the world learn about how to be safe on the Internet.

The Internet is a very useful and enjoyable place. We can watch amusing videos, play games, listen to music, chat with family or learn new facts.

## Can We Always Trust the Internet?

Sadly, we can't always trust what we see or hear online.

Sometimes, we see news that isn't true. This is called 'fake news'.

Sometimes, strangers are trying to trick you but it is hard to tell who to trust.

Sometimes, strangers may pretend to be children so that they can talk to you.



## How Can We Stay Safe Online?

- Use websites that are for children.
- Never tell anyone your name, address or passwords.
- Never meet an online friend without telling an adult.
- Ask an adult before clicking on a file someone sends you.
- If you feel uncomfortable or unsure about anything online, tell an adult.



# Safer Internet Day 2021

## Did You Know...?

- Anyone can use the Internet to post pictures, videos or comments. Sadly, some people may lie about who they are or what has happened.
- Some websites have viruses that can stop our devices from working properly. Think before you click!





## Questions

1. What do children learn about on Safer Internet Day? Tick one.

- ☐ Children learn how to watch funny videos.
- ☐ Children learn to use the Internet safely.
- ☐ Children learn how to post pictures.

2. Look at the **Can We Always Trust the Internet?** section. Find and copy one word which means the same as 'play a joke on someone'.

---

3. Fill in the missing word.

Never tell anyone your name, address or \_\_\_\_\_.

4. What is another name for information that is not true?

\_\_\_\_\_

5. What should you do if something pops up on your screen and tells you to click on it?

- ☐ check with an adult first
- ☐ ask a stranger
- ☐ click on the file

6. Is it OK to tell a stranger online where you live?

Yes / No

Explain how you know.

---

---

---

