



English

Monday

Today is a talking day

This week we are talking about Chinese New Year



Watch the video below from Espresso

The story of The Great Race

https://central.espresso.co.uk/espresso/primary_uk/subject/module/video/item1011155/grade1/module1010981/index.html

Talk about the story with someone in your house. Which part was your favourite and why?

Tuesday

https://central.espresso.co.uk/espresso/primary_uk/subject/module/video/item1011152/grade1/module1010981/index.html

Now watch this video about the traditions of Chinese new year and how people celebrate.

Write a sentence about something you have learnt.



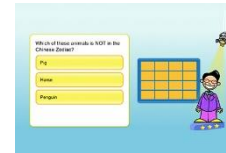
Wednesday

https://central.espresso.co.uk/espresso/primary_uk/subject/module/book/item895968/grade1/module1010981/index.html

Watch the video about China. Just like yesterday, write a sentence telling us something that you have learnt.



Do not forget to do the quiz!!




Thursday

Today is a talking day

Here are some different animals who look as if they have a problem

Parents and Carers; Watch this short clip before you show it to your child so you know the answers to the questions below and you can guide the discussion (without giving the answers of course!)

<https://www.literacyshed.com/the-bridge.html>



1. Press play BUT pause the clip at the opening scene so the elk and bear can be seen approaching the bridge.
2. Imagine that this is the cover picture of a story book that you have selected. What is the story likely to be about? And what will the characters do?

Now watch the whole clip together. Were you right?

<p style="text-align: center;">Friday</p> <p style="text-align: center;">Write to Impress</p> <p>WALT write using phonic sounds and tricky words</p>	<p>Today has a Challenge Activity. Can you spell: look, like, for, this, they</p> <p style="text-align: center;"><i>Write to Impress</i></p> <p>Now watch the clip from yesterday again. Elk and Bear walk onto the bridge from different sides. If you were there what advice would you give them. What would you tell them to do? Are they being sensible? Write a sentence beginning... 'I will.....'</p> <p style="text-align: right;">Draw a picture to go with your sentence</p>
---	---



Phonics

<https://www.bbc.co.uk/bitesize/topics/zvq9bdm>

Remember to practise your Tricky Words everyday

<p style="text-align: center;">Monday</p> <p>WALT Read some letter groups that each represent one sound and say sounds for them. WALT Blend sounds into words.</p>	<ul style="list-style-type: none"> • Watch and practice the sound 'ow' on BBC Bitesize • Use your robot arms to practice reading the words <p>Watch Mrs Bentham's video. Copy the sounds and write the sentence.</p> <p>Challenge: Find one more word with our sound of the day and teach it to someone in your house.</p>
<p style="text-align: center;">Tuesday</p> <p>WALT Read some letter groups that each represent one sound and say sounds for them. WALT Blend sounds into words.</p>	<ul style="list-style-type: none"> • Watch and practice the sound 'oi' on BBC Bitesize • Use your robot arms to practice blending the words <p>Watch Mrs Bentham's video. Copy the sounds and write the sentence.</p> <p>Challenge: Find one more word with our sound of the day and teach it to someone in your house.</p>
<p style="text-align: center;">Wednesday</p> <p>WALT Read some letter groups that each represent one sound and say sounds for them. WALT Blend sounds into words.</p>	<ul style="list-style-type: none"> • Watch and practice the sound 'er' on BBC Bitesize • Use your robot arms to practice reading the words <p>Watch Mrs Bentham's video. Copy the sounds and write the sentence.</p> <p>Challenge: Find one more word with our sound of the day and teach it to someone in your house.</p>
<p style="text-align: center;">Thursday</p>	<ul style="list-style-type: none"> • Watch and practice the sound 'ow, oi, er' on BBC Bitesize • Use your robot arms to blend and read the words <p>Watch Mrs Bentham's video. Copy the sounds and write the sentence.</p> <p>Challenge: Find one more word with our sound of the day and teach it to someone in your house.</p>

WALT Read some letter groups that each represent one sound and say sounds for them. WALT Blend sounds into words.	
<p style="text-align: center;">Friday</p> <p>WALT Read some letter groups that each represent one sound and say sounds for them. WALT Blend sounds into words.</p>	<ul style="list-style-type: none"> • Watch and practice the sound 'ow, oi, er ' on BBC Bitesize • Use your robot arms to blend and read the words Watch Mrs Bentham's video. Copy the sounds and write the sentence. <p>Challenge: Find one more word with our sound of the day and teach it to someone in your house.</p>



Maths: Grouping and Sharing

Monday	Follow along and join in with Oak Academy Lesson 6 https://classroom.thenational.academy/lessons/exploring-sharing-objects-into-two-equal-groups-cmuk4c?activity=video&step=1
Tuesday	Follow along and join in with Oak Academy Lesson 7 https://classroom.thenational.academy/lessons/exploring-sharing-objects-into-equal-groups-6gu34e
Wednesday	Follow along and join in with Oak Academy Lesson 8 https://classroom.thenational.academy/lessons/exploring-sharing-quantities-into-equal-groups-chh34d
Thursday	Follow along and join in with Oak Academy Lesson 9 https://classroom.thenational.academy/lessons/recognising-the-connection-between-sharing-and-grouping-and-solving-practical-problems-75jp4d
Friday	Follow along and join in with Oak Academy Lesson 10 https://classroom.thenational.academy/lessons/consolidating-learning-of-grouping-and-sharing-6rt62c



Monday

<https://www.bbc.co.uk/bitesize/topics/zchhvcw/resources/1>

Watch the clip of Barnaby bear talking to Tanni Grey-Thompson



If you were in the Olympics how would you train every day?
Do some training and exercises to move all of the muscles in our body.

Tuesday

Can you think of some exercises that you can do to move the muscles in your legs and your arms?
If you repeat them over and over your muscles will become stronger!



Well-being
Wednesday



Supermovers

<https://www.bbc.co.uk/teach/supermovers/ks1-pshe-believe-with-naomi-wilkinson/zjchd6f>

Stand up and believe!!






Let the world know what you can do!



Thursday	<p>https://youtu.be/G_K_NHVvpps</p> <p>Star Wars Jedi workout</p> 
Friday	<p>https://www.jumpstartjonny.co.uk/home</p> <p>Let us finish our week with some Jump Start Jonny moves.</p> 

Choose two activities each week from the Chelmsford PE pages that we have posted on your Tapestry accounts.

Topic

Daily Assembly	 Art and Design Creative tasks	Understanding the World tasks 
<p>Please check the Tapestry to access the Assembly of the day.</p> 	<p><u>Monday's Weekly Project</u></p> <p>For this week's project we are going to retell the story of the great race for Chinese New Year. We want you to be as creative and imaginative as possible. You can choose to either make puppets to retell the story- you may even want to make a puppet theatre out of an old cardboard box. Or you could make masks and act out the story yourself. When you are ready, upload a video to tapestry of you retelling or acting out the story.</p>	
<p>Act of kindness</p> <ul style="list-style-type: none"> • Draw a picture to stick in a window of your house to make someone walking past smile. • Tidy up your toys without being asked to. • Give someone a compliment (say something nice about them). 	<p><u>Tuesday</u></p> <p>Today we are going to learn how to make a paper lantern for Chinese New Year. Follow the instructions on the page below or watch the teacher instruction video and follow along.</p> <p><u>Wednesday</u></p> <p>Part of wellbeing Wednesday- make some art outside using resources you can find in your garden or on a local walk. You could make a picture of one of the animals from the Chinese New Year story.</p>	<p><u>Monday</u></p> <p>Learning about China and Chinese New Year. Today we are going to find out more about China and the Chinese New Year. Can you do some research using expresso or any books you have at home and find out all about China and the Chinese New Year. In today's teacher video you are going to have a go at writing some numbers in Mandarin- the langue spoken in China.</p> <p><u>Thursday</u></p> <p><i>Stick man science experiment. Watch the science experiment-</i> if you have the resources at home you could try it yourself. Draw some pictures or write some sentences about what happened.</p> <p><u>Friday</u></p> <p>Watch the rainbow science experiment- if you have the resources at home you could try it yourself. Can you explain what happened in the experiment? Draw a picture of before and after to show the changes you observed.</p>
<p>Personal, Social and Emotional Development</p>	<p><u>Well-being Wednesday</u></p> 	<p>Daily Reading</p> 
<ul style="list-style-type: none"> • Watch episode one of Jessie and friends- all about staying safe online when watching videos. https://www.thinkuknow.co.uk/parents/jessie-and-friends-videos/ 	<p>This afternoon is your chance to step away from a screen and give your wellbeing a workout! Here are some ideas for activities you could do this afternoon.</p> <ul style="list-style-type: none"> • Make some art using natural resources you can find outside. • Go on a nature hunt- what birds, animals or insects can you see or hear outside? • Breathing Buddies – lay on your back with a favourite soft toy on your tummy. Concentrate on 	<ul style="list-style-type: none"> • Read a Big Cat online book every day- can you upload a video of yourself reading one of the pages this week? <p><u>Collins Connect</u></p> <p>Go to <u>Collins Connect</u> and click on the Teacher portal and enter:</p> <p>Username: parents@harpercollins.co.uk</p> <p>Password: Parents!21</p> <p>and click Login.</p> <ul style="list-style-type: none"> • Alternatively read a book from Oxford Owl https://www.oxfordowl.co.uk/

- Can you join in with the funny tummy song and dance?
- Can you remember what you should do if you see something online that you don't like or something that makes you feel worried?

breathing in and out deeply. Count 3 as you inhale and 4 to exhale. The buddy will go up and down as you exhale or inhale which helps you focus on your breathing.

- Make something! You could make a model out of Lego, make something out of playdough, do some junk modelling with things from around the house or bake something.
- Build a den and then read a story inside it- you could do it inside or outside whichever you prefer.

PurpleMash 2Do

- Use this week's 2Do to paint a picture on the computer of one of the animals from the Chinese New Year story. 2Paint
- Purple Mash Virtual Playtime 10.30 each day.

Chinese Lantern

You will need:

- A4 coloured card
- Glitter
- PVA glue
- Ribbon
- Scissors
- Sticky tape
- Sequins



1 First, fold the piece of card in half lengthways. Now, hold the card horizontally with the folded edge at the bottom and cut in a straight line from the fold, up towards the edge of the card. Make sure that the cuts stop before the edge of the card! Also make sure to space them out so that there is around 3cm between each cut.



2 Now open the card out and lay it flat so that it is ready to decorate. You can use PVA glue to cover parts of the lantern with glitter. You can also stick on some sequins and lengths of ribbon along the bottom edge.



3 Once completely dry, bend the card around into a cylinder shape. Secure it in place using sticky tape.



4 Now make a handle for the lantern. You can use a piece of ribbon and attach it to the top of the lantern on the inside.