


Reception



Week Beginning: 25.01.21



English

<p>Monday</p> <p>WALT to use the words 'next' and 'then' in a discussion</p>	<p>https://www.literacyshed.com/diving-giraffes.html</p> <p>Have a chat with someone in your house. Can you tell them step by step what the video was about?</p> 
<p>Tuesday</p> <p>WALT to spell some tricky words</p>	<p>Today has a Challenge Activity. Can you spell: it, is, in, up, yes Parents, please show your child the words first as a reminder one at a time. Then, just like a real spelling test see if they can write down the words when you shout them out!</p>
<p>Wednesday</p> <p>WALT to write the ending to a sentence</p>	<p>https://www.literacyshed.com/diving-giraffes.html</p> <p>Remember those high diving giraffes? In your green books can you copy and finish this sentence?</p> <p>'I can see a.....'</p> <p>Parents, this will consolidate spelling and phonics and begin some creative writing.</p>
<p>Thursday</p> <p>WALT to spell some tricky words</p>	<p>Today has a Challenge Activity. Can you spell: no, go, so, of, on Parents, please show your child the words first as a reminder one at a time. Then, just like a real spelling test see if they can write down the words when you shout them out</p>
<p>Friday</p> <p>Write to Impress</p> <p>WALT to write using phonic sounds</p>	<p>Write to Impress</p> <p>Now today we want you to write a little story imagining what you would do or how you would feel if you were a giraffe about to jump off the high diving board.</p> <p>I have written one to give you an idea:</p> <p>'I am going to jump I feel scared here I go.'</p>



Phonics

<https://www.bbc.co.uk/bitesize/topics/zvq9bdm>

Monday

WALT Read some letter groups that each represent one sound and say sounds for them.
WALT Blend sounds into words.

- Watch and practice the sound 'ai' on BBC Bitesize
 - Use your robot arms to practice reading the words
- Watch Mrs Bentham's video. Copy the sounds and write the sentence.

Challenge: Find one more word with our sound of the day and teach it to someone in your house.

Tuesday

WALT Read some letter groups that each represent one sound and say sounds for them.
WALT Blend sounds into words.

- Watch and practice the sound 'ee'
 - Use your robot arms to practice blending the words
- Watch Mrs Bentham's video. Copy the sounds and write the sentence.

Challenge: Find one more word with our sound of the day and teach it to someone in your house.

Wednesday

WALT Read some letter groups that each represent one sound and say sounds for them.
WALT Blend sounds into words.

- Watch and practice the sound 'igh'
 - Use your robot arms to practice reading the words
- Watch Mrs Bentham's video. Copy the sounds and write the sentence.

Challenge: Find one more word with our sound of the day and teach it to someone in your house.

Thursday

WALT Read some letter groups that each represent one sound and say sounds for them.
WALT Blend sounds into words.

- Watch and practice the sound 'oa'
 - Use your robot arms to blend and read the words
- Watch Mrs Bentham's video. Copy the sounds and write the sentence.

Challenge: Find one more word with our sound of the day and teach it to someone in your house.

Friday

WALT Read some letter groups that each represent one sound and say sounds for them.
WALT Blend sounds into words.

- Practice the tricky words from the set you are working on.
 - Watch and practice the sound 'oo'
 - Use your robot arms to blend and read the words
- Watch Mrs Bentham's video. Copy the sounds and write the sentence.

Challenge: Find one more word with our sound of the day and teach it to someone in your house.







Maths: Numbers within 15

Monday	Follow along and join in with Oak Academy Lesson 1 https://classroom.thenational.academy/lessons/counting-up-to-15-objects-and-putting-them-in-order-part-1-65hkcc
Tuesday	Follow along and join in with Oak Academy Lesson 2 https://classroom.thenational.academy/lessons/counting-up-to-15-objects-and-putting-them-in-order-part-2-cdj38e
Wednesday	Follow along and join in with Oak Academy Lesson 3 https://classroom.thenational.academy/lessons/counting-up-to-15-objects-and-putting-them-in-order-part-2-cdj38e
Thursday	Follow along and join in with Oak Academy Lesson 4 https://classroom.thenational.academy/lessons/knowning-one-more-than-a-number-within-15-60up8r?activity=video&step=1
Friday	Follow along and join in with Oak Academy Lesson 5 https://classroom.thenational.academy/lessons/knowning-one-fewer-than-a-number-within-15-6wtpcd









PE

Monday	Start with 20 Jumping Jacks Then run on the spot for 20 seconds Do this 3 more times!	
Tuesday	 Make a ball out of some socks. Throw and catch it 10 times. Throw and catch it to someone in your family 10 times. What else can you do with your socks?	

Wednesday	<p>Cosmic Kids Pokemon Yoga</p> <p>https://int.search.tb.ask.com/search/video.jhtml?enc=0&n=783a3e7f&p2=%5EY6%5Expt316%5ETTAB02%5Egb&pg=video&pn=1&ptb=900C0972-43E8-4EBD-9446-5D50BC1B967C&q=&searchfor=cosmic+kids+yoga&si=COmYoKLG_9UCFci77QodvmYKCA&ss=sub&st=sb&tpr=sbt</p> 
Thursday	<p>Go into the garden or park and make up your own PE lesson. Will you jump, do star jumps, bunny hops or jog? Teach it to someone in your house. You are the PE teacher, make sure they are showing good listening and moving correctly!</p>
Friday	 <p>Make an obstacle course in your garden. Time yourself completing the course. Can you beat your time?</p>

Choose two activities each week from the Chelmsford PE pages that we have posted on your Tapestry accounts.

Topic

Daily Assembly	 Art and Design Creative tasks	Understanding the World tasks 
<p>Please check the daily timetable or Tapestry to access the Assembly of the day.</p>	<p><u>Monday</u> Watch the clip on how to draw a giraffe like the one in today's English learning. https://www.youtube.com/watch?v=2nr587hSR7o</p> <p><u>Tuesday</u> Have a go at making <u>edible dinosaur eggs</u>. Hard boil some eggs, lightly crack their shells but don't take shell off. Then place in a bowl of water with food colouring overnight in the fridge. Peel the eggs to see the dinosaur patterns! https://thatafterschoollife.com/dino_eggs.html</p> <p><u>Friday</u> <u>Singing a Dinosaur song</u> – join in with the words and actions. See Daily Timetable for link.</p>	<p><u>Monday's Weekly Project</u> This week we are going to be making a dinosaur habitat in a box. You can use a shoebox if you have one, or any other suitable box. Think about what you might see if you found yourself back in time in the Prehistoric world. You could use toy dinosaurs in your scene or make some from playdough or salt dough. Add a pond or river plus trees and other plants. Make sure your dinosaurs have what they need to survive, like water, food and a home. You could use natural materials you find when you go for a walk or recycled items. Be as imaginative as you like – this is YOUR dino world!</p>    <p><u>Thursday</u> <u>Go back in time on a Jurassic Scavenger Hunt!</u> See instructions on what to look for at the end of the sheet.</p>
Act of kindness	Personal, Social and Emotional Development	Daily Reading 
<ul style="list-style-type: none"> • Make a cold drink for someone at home. • Tidy your bedroom. • Tell someone at home that you love them. Tell them how grateful you are for what they do for you. 	<p><u>Wednesday</u> <u>Listening to My Feelings</u></p> <p>This term we have been thinking about how we can stay safe. This week talk to your parents/carers about how it feels when something is not safe. Learn to listen to your bodies as they can help us know when we are not safe so we can make good decisions. Think about these questions:</p> <p><i>How do we keep safe? How do we know when something is not safe? What if no-one has told us something is not safe? (hurt, scared, worried, nervous, funny feeling in our tummy). What can we do if we don't feel safe?</i></p>	<ul style="list-style-type: none"> • Read your big cat book every day or read some of your favourite stories. • Can you explain what you liked about this story? • Talk about the characters in the book and comparing them with other characters you know from a different story. • Can you draw a picture of or write a sentence about one of the characters in this story?

PurpleMash 2Do

- Label the dinosaurs with this week's 2Do
- Purple Mash Virtual Playtime 10.30 each day.

Jurassic Scavenger Hunt

If you could travel back in time to the Jurassic Period (201-145 million years ago) and look around, many plants and animals we see today would be missing. But, surprisingly, many things we see today are close relatives of plants and animals alive then. Here are some things to look out for and challenges to complete on your walk.

1. Collect a fallen pine cone.
2. Make a rubbing of monkey puzzle tree bark or pine tree bark.
3. Collect a feather from the floor. Some meat-eating dinosaurs had feathers (for example Anchiornis and Sciuromimus).
4. Find an actual dinosaur. No, not a famous Jurassic sauropod like Brachiosaurus or Diplodocus, but a genuine, modern-day dinosaur: a bird. Draw or take a photo of a bird.
5. Spot and take a photo of a fish or a mammal (warm-blooded, hairy, gives birth to live babies). Mammals in Jurassic times were tiny – not much bigger than a mouse.



This hunt can be found on The Natural History Museum's website, where more details and facts can be found.

<https://www.nhm.ac.uk/discover/jurassic-savenger-hunt.html>