

Year 1



Week Beginning: 18.01.2021



English – non chronological report writing

Monday <u>WALT: research facts for a fact file</u>	Today we are going to start our research for our fact file all about a famous building in London. Use the video/book of 'Katie in London' to recap what places Katie, Jack and the lion visit on their adventure. Talk to your grown up and decide which famous building you would like to make a fact file about. Write a list of all the interesting facts you would like to find out and will need to research -you could turn these into questions Katie in London story: https://www.youtube.com/watch?v=lmrNxvCgbb4
Tuesday <u>WALT: research facts for a fact file</u>	Today we are going to start our research for the famous building that you chose yesterday. Using your list of questions use what resources that you have at home to find out lots of interesting facts. Tip: the more facts you note down, the more interesting your fact file will be.
Wednesday <u>WALT: use the features of a fact file to plan</u>	Today we are going to learn the features of a fact file and use these to plan our writing. Watch the video to learn what we need to include in our work when making a fact file. We are also going to practise using full sentences using the facts we have noted down about the famous building you chose to research.
Thursday <u>WALT: write in full sentences to make a fact file.</u>	Today we are going to start to make our fact file! You are going to use the notes/interesting facts that you have listed and use full sentences to make your fact file. Tip: to make your writing even better include adjectives that you have read from the story or any of your own that you can think of.
Friday <u>WALT: illustrate a fact file</u>	Today you are going to illustrate your work from yesterday. Take a look at the examples from throughout the week for some ideas of pictures that you can draw and any other ideas that you can add to your fact file to make it really colourful and interesting to read. Tip: you could add a colourful title or draw a border all around your fact file and colour in or try adding a fast facts box.

****WALT = We are learning to (focus of the lesson)****



Phonics

Revise phase 2 and 3 sounds using flash cards and phase 2 and 3 tricky words every day.

Monday	<p>New graphemes /wh/ and /ph/ Practise writing these sounds in the air and on someone's back. Play picnic on Pluto or Buried Treasure with these words: when, phen, which, phonics, wheck, graphics, wheel, whump, alphabet, craph, wheem, whisper, graph, braphics. Read these sentences: Which is a dolphin better at, jumping or swimming? Phonics is about sounds. I can whisper them or say them loud. When will you take a photo of a big wheel?</p>
Tuesday	<p>New grapheme /ew/. Explain that this grapheme can make two slightly different sounds as in blew and stew. Practise writing these words: blew, screw, nephew, threw, stew, grew, flew, drew, brew, few. Read these sentences: A balloon blew up in the air and flew away. My nephew is called Drew. What can you do if you find a screw in your stew? Supporting video: ew for /oo/ and /yoo/ sounds - Phonics - Bing video – Mr Thorne does Phonics.</p>
Wednesday	<p>We are learning to spell the tricky words: said, so, have, like. Have a go at reading these tricky words then writing them yourself- you could play Bingo and find the tricky words on your piece of paper. Read these sentences: My nephew said the alphabet. Will a dolphin whisper so that he can have a throat sweet? An elephant said he flew like a bird. Do you think that this is true?</p>
Thursday	<p>Write the graphemes /oe/ and /au/. Play Buried Treasure with these words: toe, goes, launch, August, poe, troes, baunch, audunk. Read these sentences: Can a toe be jaunty? Can a rocket launch in August? Will a haunted venue make you scream?</p>
Friday	<p>Practise the grapheme /ey/. Write the phoneme in the air or on someone's back. Practise writing these words: donkey, jockey, turkey, trolley, tronkey, surkey, strolley, quockey. Remember to add sound buttons and lines for each word. Read these sentences: Can a jockey win on a donkey? Will a girl put a trolley in a turkey? Did Santa get stuck up the chimney? Supporting video: Geraldine the Giraffe learns /ey/ - Bing video- Geraldine the Giraffe with Mr Thorne.</p>



Handwriting

This week we are practising how to form zigzag monster letters. Use the video to watch how these letters should be formed: available via Tapestry and ParentPay email.

Tuesday	Zigzag monster letters: V W X Z
Thursday	Zigzag monster letters: V W X Z



VIPERS

This is the reading comprehension strategy that we use in school. It teaches us to ask questions about what we have read and helps us to understand what we have just read.

Wednesday <u>WALT: use the reading skill inference</u>	Today we will be focussing on the reading skill 'inference'. This skill teaches us to understand a text or picture in more detail using clues that we have read or can see. For today's session please complete page 2 from the Year 1 Targeted Question Book – Comprehension. Extension: Write a full sentence for each of the four things to explain why they do not belong there.
	Alternative task: 34303_P001_032.indd (bbci.co.uk) - The Three Billy Goats Gruff.
Friday <u>WALT: use the reading skill inference</u>	Today we will continue to focus on the reading skill 'inference'. For today's session please complete page 3 from the Year 1 Targeted Question Book – Comprehension. Extension: Write a full sentence explaining why they live in that home.
	Alternative task: Showing understanding of a text - Year 1 - P2 - English - Catch Up Lessons - Home Learning with BBC Bitesize - BBC Bitesize Activity 2- writing sentences based on a story.



Assembly

A recorded assembly will be available every day.

Monday	Who: Mrs Farmer	Theme: Birthday
Tuesday	Who: Mrs Hanson	Theme: Owl Code – be confident and Cape for success - perseverance
Wednesday	Who: Miss Talbot	Theme: Owl Code – be confident and Cape for success - perseverance
Thursday	Who: Mrs Shelsher	Theme: Owl Code – be confident and Cape for success - perseverance
Friday	Who: Mrs Farmer	Theme: Celebration



PurpleMash Playtime

Log onto PurpleMash at 10.30am for a virtual playtime with your class and class teacher.

Monday	Let's share what we did over the weekend.
Tuesday	If you could be any character from any film who would it be and why?
Wednesday	Would you rather be as small as an acorn or as big as a large tree?
Thursday	If you could ask the Queen three questions, what would they be?
Friday	If you had your own island what would you name it? What is in your island? What would you do there?



Daily story time

There will be a daily story video link sent to you via Tapestry and ParentPay.












Maths

Monday <u>WALT:</u> Use number bonds to derive subtraction facts.	Today we are going to use number facts we already know. Use a part whole model (or draw your own). If we know that $5 + 4 = 9$ then we know $9 + 4$ is equal to 5. We know that $9 - 5$ is equal to 4 and $9 - 4$ is equal to 5. Using a part whole model get any objects from around your house to use as the whole, and then subtract them into parts. The video will help support finding subtraction facts within teens numbers.
Tuesday <u>WALT:</u> Use double to calculate near doubles.	Watch the doubles song: https://www.youtube.com/watch?v=AtoquRagors We know that doubles are adding the same number together eg $4 + 4 = 8$ if we wanted to work out $5 + 4$, we know that $4 + 4 = 8$ so we need to add 1 more to make 9. Make double dominoes using strips of paper or whatever you have at home and write a calculation on each strip such as $3 + 3$, $4 + 3$. $3 + 3 = 6$, a near double $3 + 4 = 7$ so you can match up the number 3 to make a domino game.
Wednesday <u>WALT:</u> Use the make 10 strategy.	Find 20 of the same objects in your home such 20 pieces of pasta, straws etc and start by making the number 14 using the objects. Now make 10- how many do you have left? So we know that $10 + 4 = 14$. So if we had 7 red pasta pieces how many are another colour? You could draw 7 red buttons how may blue buttons would we have to make a whole of 14? Watch this link from Espresso Discovery Education Espresso - Song: What room have you got? (bridging through 10)
Thursday <u>WALT:</u> Understand the equals symbol.	Make the equal symbol using objects you have around your home such as a pair of socks or two spoons to show the equals sign. Be as creative as you like to make an equals sign! If you have weighing scales at home, talk about different objects that can be measured. Choose two of the same object that are the same weight which mean they are equal/the same as in weight which shows they are equal. Then use the scales with objects that are heavier or lighter. For example, put 8 pieces of dried pasta on some weighing scales and then put 2 pieces of pasta on there- are they equal in weight? Why not? Extension: Explore using any objects from around your home (they will need to be the same objects) try to make them balance and be equal.
Friday <u>WALT:</u> To understand the equals symbols represents equivalence.	Today we are going to use the equals symbols we made yesterday to help us to solve some problems. Draw 4 red circles on a piece of paper and then 3 blue circles next to them. Write the calculation $4 + 3 =$ What is the total? The total is 7. So if we had the equation $4 + 3 = _ + 5$. How many extra circles will need to make the equation balance? We know that $4 + 3 = 7$ so $5 + 2 = 7$. 2 will balance the equation. Have a go at writing your own equations such as $3 + 5 = _ + 4$, draw around objects or draw circles on a piece of paper to help you to work them out.



There are PE activities to complete every day – see separate sheet for activity details. These are to be completed at home with equipment you would have in your home (these activities are repeated from the previous PE activities set last week)

Monday	Activity: Slalom dash
Tuesday	Activity: Traffic Lights
Wednesday	Activity: Speed bouncer
Thursday	Activity: Agility challenge
Friday	Activity: Ball skills challenge

Topic		
 Active Tasks	 Art/Design Technology	Science 
<p>Join in with Joe Wicks on Monday, Wednesday and Friday @9am on Youtube- don't forget fancy dress Friday with him 😊</p> <p>Or</p> <p>Join choose a Cosmic Yoga session from YouTube.</p>	<p><u>WALT: use our knowledge of materials to design a piece of clothing</u></p> <p>Design a piece of clothing for Katie to wear on her day trip. Think about what time of year it is and what type of clothing might be appropriate. Label your piece of clothing showing the type of material used, the colour, the features of the item of clothing etc.</p>	<p><u>WALT: design and make a home for an animal</u></p> <p>Go on a winters walk and have a look for different holes in the ground or nests- what animals could be living in these? Design and make your own home for an animal to hibernate in. What material would you use?</p> <p>Useful video link: Winter Hibernation Winter's Tale BBC Studios - Bing video</p>
 History/Geography	PSHE/Act of Kindness 	 RE
<p><u>WALT: use our knowledge of materials to design a building</u></p> <p>Look on a map and find out where London is on the map. Watch the link below showing facts about London. Geography KS1: Transport, travel and landmarks of London - BBC Teach</p> <p>See if you can design a building in London that has been man-made using whatever materials you have at home.</p>	<p>Say well done to someone and praise them for what a good job they are doing. Everyone needs to be told they are doing a good job 😊</p>	<p><u>WALT: know about the religion Buddhism</u></p> <p>Watch the video on espresso: https://central.espresso.co.uk/espresso/primary_uk/subject/module/video/item339394/grade2/module649020/index.html</p> <p>'An introduction to Buddhism'. Why is Buddhism different to other religions? Have a look at factfile section and then click on symbols and teaching. Read about the wheel of life. Using junk modelling, paint, lego or anything else you like, create your own wheel of life.</p>
 Daily Reading	 Music	PurpleMash 2Do's 
<p>Read for 10 minutes a day- read a range of different stories. Ask an adult to read a story to you too 😊 Can you find some of the sounds that we have been practising in phonics in your book?</p>	<p><u>WALT: identify instruments in a piece of music</u></p> <p>Listen to this piece of music following the link: https://m.youtube.com/watch?v=Uf4rxCB4lys&index=8&list=RDEawNo8jqJeU Livin la vida loca by Johnny B Goode.</p> <p>How could you move to the music? What instruments can you hear?</p>	<p>See the purple mash virtual playtime sessions.</p>

