

This week it is National Story Telling week. Throughout the week our planning will be encouraging you to become story tellers, authors and illustrators.

We can't wait to see what you get up to.



English



Monday

WALT: Compare books by same author

Since Christmas we have been looking at 2 books written by Roald Dahl, *George's Marvellous Medicine* and *The Twits*. Today we would like you to compare these two books. What is the similar about these books and what is different? Think about the characters, the language used, the setting and so on. You may want to write your findings as a list or show the information in a Venn diagram.

Tuesday

WALT: ask questions

Today is your chance to ask Roald Dahl all of your questions. Imagine you are meeting Roald Dahl for dinner, what would you like to ask him? Don't forget to use different question words such as: who, what, where, if, did. Remember to use a question mark at the end of your question.

Wednesday	<p><u>WALT: retrieve information from a text</u></p> <p>Complete Page 9 of your KS1 English comprehension workbook.</p>
Thursday & Friday	<p><u>WALT: retell a story</u></p> <p style="text-align: center;">Write to Impress</p> <p>Over the next 2 days you are going to become authors. Your task is to retell the story of George's Marvellous Medicine. You have practised effective story starters and now it's your chance to write the whole story. You do not need to write the story word for word, and don't forget you have 2 days to complete this task. On the second day you might want to go back and edit what you have written already, like we do when we are in school. (Purple Polishing)</p> <p>Don't forget to use your story maps to help you remember the story!</p> <p>We can't wait to see your completed stories!</p>

VIPERS

This half term we are focusing on the story 'The Twits' by Roald Dahl. Listen to the chapters Chapters; Muggle wump/great glue painting/carpet on the ceiling/furniture goes up/Ravens swoop
[Roald Dahl | The Twits - Full audiobook with text \(AudioEbook\) - Bing video.](#)

Each day we will focus on a specific reading skill. Copy and complete the questions on a piece of paper.

Monday	<p>Vocabulary Ridiculous grand hoisted swooped</p>
Tuesday	<p>Inference How did Muggle-Wump know the key needed replacing under the mat?</p>
Wednesday	<p>Predict What will Mr and Mrs Twit do when they get inside?</p>
Thursday	<p>Explain Why did the birds put the furniture on the ceiling?</p>
Friday	<p>Retrieve & Sequence What happened as Mr and Mrs Twit were about to enter the house? What happened first, the carpet on the ceiling or the furniture going up?</p>



PurpleMash Playtime - Question of the day

Monday	Would you rather live with Grandma (from George's Marvellous Medicine) or the Twits?
Tuesday	Would you rather grow very tall or shrink very small?
Wednesday	Would you rather be an author or be an illustrator?
Thursday	Would you rather meet the characters from the Twits or the characters from George's Marvellous Medicine?
Friday	Would you rather ask Roald Dahl a question or Quentin Blake a question? What would the question be?



Maths

Please watch the video then the presentation. After, complete the worksheet and exit quiz. If there is an intro quiz, complete this.

Monday	<p><u>WALT: use the 'make ten' strategy to add ones</u></p> <p>Follow the link to find the lesson on the Oak Academy website and watch the video and complete the activities: Make 10 (thenational.academy)</p> <p>Maths Meeting – Missing Number sentences</p>
Tuesday	<p><u>WALT: To add a two-digit number and ones with regrouping.</u></p> <p>Follow the link to find the lesson on the Oak Academy website and watch the video and complete the activities: Adding two digit numbers and ones with regrouping (thenational.academy)</p> <p>Maths Meeting – Balancing Number sentences</p>

Wednesday	<p><u>WALT: add</u></p> <p>Complete pages 22 & 23 of your KS1 Targeted study and Question Book and page 3 of your KS1 maths mental workout book. Maths Meeting – Revision</p>
Thursday	<p><u>WALT: regroup when adding</u></p> <p>Follow the link to find the lesson on the Oak Academy website and watch the video and complete the activities: Adding two digit numbers with regrouping (thenational.academy)</p> <p>Maths Meeting</p>
Friday	<p><u>WALT: use the 'make ten' strategy to subtract ones.</u></p> <p>Follow the link to find the lesson on the Oak Academy website and watch the video and complete the activities: Using the Make 10 strategy to subtract ones (thenational.academy)</p> <p>Maths Meeting – Graphs and Charts Recap</p>



	PE
Monday	Balloon Games
Tuesday	Space Adventure
Wednesday	Rolling penalties
Thursday	Bowling
Friday	Space Monsters



Assembly – added to Tapestry each day



Daily Story time - added to Tapestry each day

Topic



Active Tasks



Art/Design Technology

Science



Choose an active task each day from any of the following links;

Supermovers;

<https://www.bbc.co.uk/teach/supermovers>

[Jump Start Jonny](https://www.jumpstartjonny.co.uk)

<https://www.jumpstartjonny.co.uk>

Cbeebies Andy’s wild Workouts;

<https://www.bbc.co.uk/programmes/p06tmmvz>

Cbeebies Oti’s Boogie Beebies

<https://www.bbc.co.uk/iplayer/episodes/moooids/otis-boogie-beebies>

WALT: design a product

Using the template below, design a new front cover for the book George’s Marvellous Medicine.

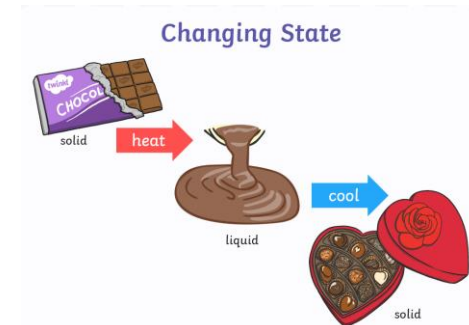
WALT: Investigate how materials can change state







Think about the differences between a solid and a liquid.

What are the properties of a solid?

What are the properties of a liquid?

Complete the chocolate experiment attached at the bottom of the document. The picture below will help you explain what happens.




<p>Handwriting Handwriting session 3 Handwriting session 4</p>	<p>PSHE </p> <p><u>WALT: express ourselves</u></p>  <p>Using the template below, Draw a self-portrait of yourself. Choose words from the word list that describe something that you like about yourself and cut out them out and stick them around the mirror</p>	<p> RE</p> <p><u>WALT: What extraordinary experience led Guru Nanak to write songs in praise of God?</u></p> <p>Read the story ‘Guru Nanak’s songs of praise’ attached below. The story tells of how, according to Sikh tradition, Nanak had an extraordinary experience which inspired him to compose and sing songs of praise to God.</p>
<p> Daily Reading</p>	<p> Music</p>	<p>PurpleMash 2Do's </p>
<p>Remember to read/re-read books that you have at home. You can also sign up for free to Oxford Owl Oxford Owl for School and Home and log onto Collins Connect</p>	<p>WALT: understand pulse</p> <p>Follow the link to find the lesson on the Oak Academy website and watch the video and complete the activities: Understanding pulse (thenational.academy)</p>	<p>Log onto PurpleMash Complete the “ToDo’s” set by your teacher.</p> <ol style="list-style-type: none"> 1. Book Review 2. Bookmark Template 3. George’s News

 **Workbook Pages** 

KS1 Maths 10 minute Weekly Workouts	Page 10 & 11
KS1 Maths Targeted Study and Question Book	Pages 22 & 23
KS1 Maths Mental Workout	Page 3
KS1 English Grammar, Punctuation and Spelling Targeted Question Book	Page 10
KS1 English Comprehension Targeted Question Book	Page 9
KS1 English Handwriting Targeted Practise Book	Page 4


Book Cover Design

Design a new cover for your favourite book.



I Am Me, I Am Positivity

Draw a self-portrait of yourself in the mirror below. Choose words from the word list that describe something that you like about yourself and cut out them out and stick them around the mirror.





kind



love



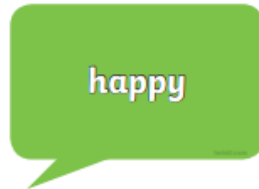
friendship



confident



positive



happy



family



friends



thoughtful



gentle



considerate



sharing



caring



proud



fearless



grateful



thankful



brave

Changing State Chocolate Experiment

The Experiment

1. Place a piece of chocolate in your hand.
2. Count to 100 (keep your hand closed) or you can say the alphabet 5 times (keep your hand closed).
3. When you have finished counting to 100 or saying the alphabet 5 times open your hand.



What has happened to the chocolate?

Why do you think this happened?



Long ago, in a far away land called the Punjab, there lived a man called Nanak. The people who lived there believed different things about God. Some people thought one thing, and others thought something else. They were always arguing about who was right.

This made Nanak feel very sad. He was sure that God didn't want people to have arguments and fights about what they believed. He knew that what was really important was for everyone to love God in their own way.

Nanak loved God very much. He spent a lot of time praying and thinking about God. He used to sit quietly making up beautiful songs to sing in praise of God. Other people started to listen to his lovely songs of praise. A man called Mardana came to sit beside Nanak. As Nanak sang, Mardana played wonderful music on an instrument called a rabab, which was a bit like a fiddle or a violin.

Nanak always washed himself in the river before singing his songs of praise to God. Mardana stayed on the bank looking after Nanak's clothes while Nanak waded in, splashed water over himself and then dipped his head right under the water so that he was clean all over.

Once Mardana was watching Nanak washing himself when something strange happened. Mardana saw Nanak's head disappearing under the water, but he never came up again. Mardana waited and waited ... Still no sign of Nanak. Mardana started to panic. Where was Nanak? Was he drowning? Mardana ran up and down the riverbank shouting out Nanak's name. Nanak did not appear again, but a mysterious voice came up out of the water saying, "You must wait. You must wait."

For three whole days Mardana sat by Nanak's clothes waiting for Nanak to return. Just imagine his astonishment and delight, when, on the third day, he saw Nanak coming up out of the water and walking towards him.

Mardana was bursting with questions. There were so many things he wanted to ask Nanak. What had happened to him? Where had he been? But Nanak wouldn't answer any questions. In fact, he didn't say anything at all. He stayed completely silent.

Nanak went back to his house and gave away everything that was in it: his furniture, his clothes, everything! Then he just sat there, in silence. Many people shook their heads sadly, "Look at poor Nanak. He used to be such a wise and wonderful man, full of kindness and goodness. But look at him now! Spending three days in the river has driven him crazy. He has turned into a madman."

At last, after many days of silence, Nanak began to speak. What an extraordinary story he had to tell! What amazing things had happened to him!

God's messengers had come to him while he bathed in the river. They had taken him to the most beautiful and wonderful place: a holy place, a place of God. There he had been given a drink of nectar, a sweet and very special drink. It was a gift from God.

God told Nanak that he had a special job for him. What was the job that God wanted Nanak to do? Was it to do lots of hard work? No! Nanak's special job was to carry on singing his beautiful songs of praise, both day and night. God also told Nanak to travel around teaching men and women to pray, to give to others and to live good lives.

Nanak did just that. He left his old life and spent his time singing songs in praise of God and showing people how to grow closer to his wonderful God. Wherever he travelled, Mardana his friend and companion went too. Nanak soon had many followers, called Sikhs. They called him Guru, which means teacher.

Today there are millions of Sikhs in the world, and many of them live in England. If you were to visit a Gurdwara, which is a building where Sikhs gather to worship God, you would hear them singing some of Guru Nanak's wonderful songs of praise.