


Each week, on a Friday we will be sending out (via tapestry and email) a weekly assessment quiz. The children are to complete this independently and it does not matter if they make a mistake. The questions on this quiz will be based on the learning completed during the week. The quiz should then be uploaded to Tapestry by the following Wednesday. All this information will help teachers have an understanding of the home children's learning and inform future planning.

 English	
Monday	<p>We are learning to use apostrophes for singular possession</p> <p>Watch this short clip https://www.bbc.co.uk/bitesize/topics/zvwwxnb/articles/zx9ydxs</p> <p>Copy these sentences ensuring the apostrophes are in the correct place; Grandmas tea was hot. Grandma pointed at Georges face. Grandmas medicine was brown. Mr Killy Krankys shopping list. Mrs Krankys mother disappeared completely. Can you think of your own?</p> <p>English Video 1 Apostrophes</p>
Tuesday	<p>We are learning to use inference to draw simple conclusions.</p> <p>Read through the extract on the sheet below (Scroll to the bottom of this weekly planning sheet) and answer the questions.</p>
Wednesday	<p>We are learning to retell part of a story.</p> <p>Watch the short video below. Can you write a draft version of the beginning of the story Georges Marvellous Medicine, using a story opener of your choice? (either with a question, description etc that we did last week). Tomorrow you will edit your work with a pen, ready for it to be written independently on Friday's lesson. You can have as much help as you need with this activity. It will be good practise before you write it again all by yourself on Friday.</p> <p>English Video 2 Retelling the beginning of a story -</p>

Thursday	<p>We are learning to edit our retelling of a story.</p> <p>Look through your draft work from yesterday. Can you mark your work using a different colour pen? Can you spot any mistakes or are there any other improvements that you could make today? Check that you have included capital letters, full stops, finger spaces. Check that you have formed the letters neatly and joined correctly. Can you add more adjectives to expand the noun phrases? Edit and improve your work with your different colour pen.</p> <p>English Video 3 Retelling the beginning of a story editing -</p>
Friday	<p>We are learning to retell part of a story independently.</p> <p>Look through your edited work from yesterday. Think about the improvements you made. Can you re write the beginning of Georges Marvellous Medicine all by yourself today, remembering to include all the corrections that you identified yesterday?</p>

VIPERS

This half term we are focusing on the story 'The Twits' by Roald Dahl. Listen to the chapters [Mrs Twit goes ballooning up/down/Mr Twit gets a horrid shock/The house/Hugtight sticky glue](#) [Roald Dahl | The Twits - Full audiobook with text \(AudioEbook\) - Bing video.](#) Each day we will focus on a specific reading skill. Copy and complete the questions on a piece of paper.

Monday	<i>Vocabulary Violet</i>	Exclaimed absolutely petticoats fury
Tuesday	<i>Inference Izzy</i>	Why do you think Mr Twit dropped his beer?
Wednesday	<i>Predicting Pete</i>	What might happen next ?
Thursday	<i>Explaining Eddie</i>	What did Mr Twit do with the birds?
Friday	<i>Retrieving Reggie</i> <i>Sequencing Sophie</i>	What happened the moment they landed on a branch? Order the events



Monday	Purple Mash by 2Simple Log in to Purple Mash; Literacy; Phonics; phase 5; cloze; o-e u-e recap.
Tuesday	Purple Mash by 2Simple Log in to Purple Mash; Literacy; Phonics; phase 5; cloze; a u o recap.
Wednesday	Purple Mash by 2Simple Log in to Purple Mash; Literacy; Phonics; phase 5; cloze; e i a recap.
Thursday	Purple Mash by 2Simple Log in to Purple Mash; Literacy; Phonics; phase 5; cloze; ow ie ou recap
Friday	Can you practise spelling these words; every, everybody, even, great, break, steak, pretty, beautiful, after, fast . Can you write them in a sentence?



PurpleMash Playtime - Question of the day

Monday	Would you rather have more time or more money?
Tuesday	Would you rather be Batman or Spiderman?
Wednesday	Would you rather read a book or watch a film?
Thursday	Would you rather explore space or the ocean?
Friday	Would you rather go back in time or go into the future?



Maths

Please watch the video then the presentation. After, complete the worksheet and exit quiz. If there is an intro quiz, complete this.

Monday	<p>Go to your Times Table Rock stars to practise your times tables. https://play.ttrockstars.com/</p> <p>The title of today's lesson is 'Relating halves and quarters to division'. Follow the link to find the lesson on the Oak Academy website and watch the video and complete the activities: https://classroom.thenational.academy/lessons/relating-halves-and-quarters-to-division-61hkgr</p> <p>Maths meeting – Partitioning numbers into tens and ones</p>
Tuesday	<p>Go to your Times Table Rock stars to practise your times tables. https://play.ttrockstars.com/</p> <p>The title of today's lesson is 'Identifying the parts of a fraction'. Follow the link to find the lesson on the Oak Academy website and watch the video and complete the activities: https://classroom.thenational.academy/lessons/identifying-the-parts-of-a-fraction-cmwk8r</p> <p>Maths meeting – Different ways of regrouping numbers</p>
Wednesday	<p>Go to your Times Table Rock stars to practise your times tables. https://play.ttrockstars.com/</p> <p>The title of today's lesson is 'Identifying half of a shape'. Follow the link to find the lesson on the Oak Academy website and watch the video and complete the activities: https://classroom.thenational.academy/lessons/identifying-half-of-a-shape-crtk0c</p> <p>Maths meeting – Time recap</p>
Thursday	<p>Go to your Times Table Rock stars to practise your times tables. https://play.ttrockstars.com/</p> <p>The title of today's lesson is 'Identifying halves, thirds and quarters of shape'. Follow the link to find the lesson on the Oak Academy website and watch the video and complete the activities: https://classroom.thenational.academy/lessons/identifying-halves-thirds-and-quarters-of-shape-cct36c</p> <p>Maths meeting 2D shapes</p>

Friday	<p>Go to your Times Table Rock stars to practise your times tables. https://play.ttrockstars.com/</p> <p>The title of today's lesson is 'Identifying fractions of shape with different numerators'. Follow the link to find the lesson on the Oak Academy website and watch the video and complete the activities: https://classroom.thenational.academy/lessons/identifying-fractions-of-shape-with-different-numerators-74u66t</p> <p>Maths meeting 3D shapes</p>
--------	--



Monday	Cushion Tricks
Tuesday	Moving Maths
Wednesday	Scatter it
Thursday	Dance to it
Friday	Dock the socks



Assembly - added to Tapestry each day



Daily Storytime – added to Tapestry each day

Topic



Active Tasks

Choose an active task each day from any of the following links;

Supermovers;

<https://www.bbc.co.uk/teach/supermovers>

Jump Start Jonny

<https://www.jumpstartjonny.co.uk>

Cbeebies Andy's wild Workouts;

<https://www.bbc.co.uk/programmes/p06tmmvz>

Cbeebies Oti's Boogie Beebies

<https://www.bbc.co.uk/iplayer/episodes/m000jsds/otis-boogie-beebies>

Cosmic Kids Yoga - YouTube



Art/Design Technology

This week we are learning to create a healthy meal

After watching the Video with Mrs Hanson, have a go at creating a healthy meal. You can draw this and label it. Make sure you think of the different food groups as you put your meal together.

Would it be healthy to eat a plate of chocolate for dinner?

Is it healthy to just eat chicken?



Science

This week we are learning to compare the suitability of different Materials.








Look at the materials and their properties above.

Some materials are more suitable to use than others e.g we need a window to be transparent therefore it is built out of glass.

Would it be suitable to make a spoon out of fabric?

Have a look at the worksheet below. Decide which material would be most suitable for the object and explain why.

<p>Handwriting </p>	<p>PSHE/Act of Kindness </p>	<p> RE</p>
<p>This week we are looking at how to form the ladder letters</p> <p>Ladder letters part 1 (l, i, j) -</p> <p>Ladder letters part 2 (t, u, y) -</p>	<p>This week we are learning to know how to keep ourselves safe.</p> <p>Look at the story the below (Harold's Picnic)</p> <p>Discuss the questions on each page.</p>	<p>This week we are learning understand what some of the stories in the bible tell Christians about Jesus</p> <p>Show the children a copy or picture of a Bible. Explain that it is in two main parts. The longer part comes first. It is the oldest part of the Bible, so it is called the Old Testament. The Old Testament contains stories about things that happened to the Jewish people before Jesus was born. Identify when and where the Bible is read, e.g. in church or by individuals/families at home.</p> <p>Listen to the story "The good samaritan"</p> <p>The Good Samaritan - Beginners Bible - YouTube</p> <p>Write down what you think this story teaches Christians.</p>
<p> Daily Reading</p>	<p>Computing </p>	
<p>Remember to read/re-read books that you have at home. You can also sign up for free to Oxford Owl Oxford Owl for School and Home and log onto Collins Connect</p>	<p>Log onto PurpleMash</p> <p>Complete the "ToDo's" set by your teacher.</p> <ol style="list-style-type: none"> 1. Bond Bubbles 2. Which Materials 3. 2paint 	

"Her boiler's going to burst!"

"Stand clear," Mr. Kranky said.

George was quite alarmed. He stood up and ran back a few paces. The jets of white steam kept squirting out of the skinny old hag's head, and the whistling was so high and shrill it hurt the ears.

"Call the fire department!" cried Mrs. Kranky. "Call the police! Man the hoses!"

"Too late," said Mr. Kranky, looking pleased.

"Grandma!" shrieked Mrs. Kranky. "Mother! Run to the drinking trough and put your head under the water!"

But even as she spoke, the whistling suddenly stopped and the steam disappeared. That was when Grandma began to get smaller. She had started off with her head as high as the roof of the house, but now she was coming down fast.

1. How do you think Mr Kranky is feeling?

2. How do you know? What words are used to show this?

3. How is Mrs Kranky feeling?

4. How do you know? What words are used to show this?

5. How do you think George is feeling?

6. How do you know? What words are used to show this?

7. How do you think Grandma is feeling? Why?

Description

Material

Why is it Suitable?

A hutch to keep a rabbit in. It has to be kept outdoors and keep the rabbit warm and dry.





A cup for a toddler. It has to be light, brightly coloured and safe for a toddler to use.





A pillow case. It has to be soft and able to go in the washing machine.





A vase. It has to hold flowers and look pretty.







Harold's Picnic




© Coram Life Education SCARF resources

Harold was very excited because tomorrow he was going for a picnic with his friends.




**He decided to go to bed early.
Why do you think Harold wanted to go to bed early?**



When Harold woke up, instead of feeling full of energy and wide awake, he felt ill.

Harold's friends Jocko, Tania and Ed 6 arrived.
"Oh Harold! You don't look very well," said Tania.




"Are you too ill to come for a picnic?"
"I don't feel very well at all, but I don't want to miss the picnic,"
said Harold. What do you think Harold should do?

Jocko said, "There's a bottle of medicine in a cupboard at my house. I'm sure that will make you better. I'll go and get it!"



Tania said, " Maybe we should get a doctor to find out what's wrong with you." Harold wasn't sure what to do.

**Jocko soon arrived back with some medicine from his house.
"There you are, Harold," he said. "This will make you better!"**




**"Wait a minute Jocko," said Harold, "I don't know how much to
take and it doesn't have my name on it.
I don't even know what the medicine is for!"
Should Harold take the medicine?**

**Harold decided that it wasn't safe to take the medicine
that came from Jocko's house.**



**He decided to ask his mum what to do.
"Let's get you back into bed," she said.**

**Harold's mum felt his forehead and decided to take his temperature.
"You do have a high temperature, Harold.
How are you feeling?" asked his mum.**



**"I have a bad headache and I don't have any energy," said Harold.
"I have some special medicine for children's headaches,
I bought it from the chemist," said Harold's mum.**

Harold's mum carefully measured out the medicine using a special spoon. Harold took the medicine and then snuggled down to rest in his bed. His friends went home.



"Don't worry Harold," said Tania before she left, "we can have our picnic when you're feeling better."

The next morning Harold was feeling much better. His friends called at his house and they all went for their picnic.



They had a wonderful time!