

Year 1





Week Beginning: 01.03.2021




****WALT = We are learning to (focus of the lesson)****



On Wednesdays we will be recognising 'Wellbeing Wednesday' by limiting the lessons that day that involve screen time and will be encouraging you to complete the tasks without using a device.

 English – Fact file about Scotland	
<p>Monday</p> <p><u>WALT: create research questions</u></p>	<p>This week you have a choice, you can create a fact file/poster all about Scotland or create a fact file/poster about all the places Katie visits in the story. Whichever you choose, you will need to think of what you would like to find out and research and list these as questions. To start today's lesson, use a map to find out where Scotland is. Is it where you thought it was? Have you visited there?</p> <p>Use the following link and log into Espresso to learn lots of facts about Scotland: https://central.espresso.co.uk/espresso/modules/t2_passport/scotland/index.html?source=search-all-all-all-all&source-keywords=scotland</p> <p>If you choose to create a fact file/poster about all the places Katie, Jack and Grandma visit re-read or watch and listen to the story again - Katie in Scotland: https://www.youtube.com/watch?v=5EQ6Ap8gM-w</p> <p>Choose which fact file/poster you would like to create and for today's lesson list questions that you will find out the answers to tomorrow.</p>
<p>Tuesday</p> <p><u>WALT: research information to create a fact file/poster</u></p>	<p>Today we are researching, finding out and writing down all the facts and information we need to make a fact file. Use the questions from yesterday's lesson and what resources you have at home to find out the answers to your questions. Use full sentences to write down the information that you find out.</p> <p>Use the following link and log into Espresso to learn lots of facts about Scotland: https://central.espresso.co.uk/espresso/modules/t2_passport/scotland/index.html?source=search-all-all-all-all&source-keywords=scotland</p> <p>Extension: Can you use 'and' and 'because' to join two sentences together.</p>
<p></p> <p>Wednesday</p> <p><u>WALT: create a fact file/poster</u></p> <p><u>Assessment activity</u></p> <p>To be completed as independently as possible by your child.</p>	<p>Today you are going to make your fact/file poster. You have previously made a fact file/poster about Katie in London – can you remember what you need to include? Look at your previous work to remind you. You are going to use the notes/interesting facts that you have listed and use full sentences, capital letters and full stops to make your fact file.</p> <p>Tip: to make your writing even better include adjectives that you have read or seen in the story or any of your own that you can think of. Try using 'and' and 'because' to join sentences. Once you have finished your writing, you could illustrate your work. You could draw a map showing where Scotland is, you could draw some of the famous buildings you have researched or famous traditions you have included.</p>


 <p>Thursday</p> <p><u>WALT: create and make a character for a story</u></p>	<p>It's World Book Day and today you are going to become an author! You are going to design and make your very own character to exist in your favourite story/book. Choose your favourite story/book and think of a completely brand new character you would include in the story if you were writing it. As you are the author, you can design, choose and make whichever character you want – it can be similar to the theme of the story or entirely unique. How about an alien tries to help Little Red Riding Hood find her way through the forest or Old Bear joins Alice in Wonderland for a tea party? Use what you have at home to make or draw this new character. Then draw a picture of your new character in a scene from the story.</p>
<p>Friday</p> <p><u>WALT: practise grammar rules</u></p>	<p>Today we are recapping and practising different grammar rules. Please log into PurpleMash and complete the following 2Dos – Making sentences and Demarcation in Sentences. They have been set as 2Dos so you should be able to access them from the red 2Do tab or follow these instructions: Login – Home – English –Grammar – Word Work –Word Work Year 1</p> <p>Alternatively complete page 41 and 42 from KS1 English Grammar, Punctuation and Spelling Year 1 Targeted Question Book.</p>



Phonics

Revise phase 2 and 3 sounds using flash cards and phase 2 and 3 tricky words every day.

<p>Monday</p> <p><u>WALT: spell alternative ways for the /ai/ phoneme</u></p>	<p>Today we are learning all the alternative ways to say and spell the phoneme /ai/. Look at, read and practise writing all the alternative ways for the /ai/ phoneme: ay ea a ai eigh ey</p> <p>Use the following link or log into PhonicsPlay to access the resources for today's session: https://www.phonicsplay.co.uk/resources/phase/5/alt-spellings-ai?utm_source=pdf&utm_medium=text_link&utm_campaign=phonicsplay&utm_term=planning&utm_content</p> <p>Read the Phoneme Spotter text. Point out and identify all the different graphemes for the /ai/ phoneme. (The text for the Phoneme Spotter activity is also at the end of this document and the daily timetable). Play the Word Sort activity.</p> <p>Supporting video: https://www.youtube.com/watch?v=UCE3ZOoRcoE</p>
<p>Tuesday</p> <p><u>WALT: spell alternative ways for the /ai/ phoneme</u></p>	<p>Today we are continuing to learn all the alternative ways to say and spell the phoneme /ai/. Look at, read and practise writing all the alternative ways for the /ai/ phoneme. Use a different colouring pencil to write a line of each different grapheme: ay ea a ai eigh ey</p> <p>Recap reading and writing the tricky words: said, so, like, have</p> <p>Read aloud the following words: snake, crayon, grey, weight, train, aim, bake, eight, way, veil, reindeer. Sort them into lists depending on how the /ai/ phoneme is spelt. Can you think of your own words that contain one of the alternative /ai/ phonemes? Read aloud the following sentences then have a go at writing them yourself: I need to bake eight cakes. Can you use a grey crayon to draw reindeer on a train?</p>

 <p>Wellbeing Wednesday</p> <p>Wednesday</p> <p><u>WALT: spell alternative ways for the /ai/ phoneme</u></p>	<p>Today we are continuing to learn all the alternative ways to say and spell the phoneme /ai/. Look at, read and practise writing all the alternative ways for the /ai/ phoneme: ay ea a ai eigh ey</p> <p>Read aloud the following sentences and have a go at writing them yourself: Snakes and ladders is a good game to play. If a lady, in a grey apron, is on a train that gets delayed, should she complain? Can a snail get on a plane to go away on holiday? If you choose the wrong alternative /ai/ phoneme, use the look, cover, write, check strategy to practise spelling it correctly.</p> <p>Complete page 13 from KS1 English Grammar, Punctuation & Spelling Year 1 Targeted Practice Book.</p>
<p>Thursday</p> <p><u>WALT: spell alternative ways for the /c/ phoneme</u></p>	<p>Today we are learning the alternative ways to spell the /c/ phoneme.</p> <p>Recap reading and spelling the tricky words: some, come, were, who.</p> <p>Write the following words: cat, lick, kit, box, school, fox, queen. Add sound buttons to each word – which button contains an alternative /c/ phoneme? Write a list of them.</p> <p>You should have spotted: c ck k x ch qu</p> <p>Now sort the following words depending on how the /c/ phoneme is pronounced: king, cake, quay, fox, chord, cone, sock, croquet, school, kite, box, rock. Read aloud the following sentences and have a go at writing them yourself: The quick fox kicks like a cat. A box of cookies is quite cool. Can a skunk quack like a duck?</p>
<p>Friday</p> <p><u>WALT: spell alternative ways for the /ai/ phoneme</u></p>	<p>Today we are continuing to learn all the alternative ways to say and spell the phoneme /ai/. Look at, read and practise writing all the alternative ways for the /ai/ phoneme: ay ea a ai eigh ey</p> <p>Use your finger to practise writing each different /ai/ phoneme in the air. How big can you write it? How small can you write it? Play quick write! Get someone at home to call out any of the following words: make, clay, snail, eight, grey, date, tray how quickly can you write the word down? After you have finished playing, if you spelt any words incorrectly, use look, cover, write, check to practise spelling them. Read aloud the following sentences and then have a go at writing them yourself: I ate eight rashers of bacon today. Should you always obey and do what your mates say? How much do you think a whale's brain would weigh?</p>



Handwriting

Tuesday	<p>Today's handwriting session will focus on letter formation as well as spelling practice of tricky words.</p> <p>The tricky words we will practise: water, mouse, through, thought, again</p>
Thursday	<p>Today we will focus on spelling and forming the correct graphemes for the alternative /ai/ and /c/ phonemes as well as words that contain these sounds.</p> <p>ea eigh ck qu eight quack</p>



VIPERS

This is the reading comprehension strategy that we use in school. It teaches us to ask questions about what we have read and helps us to understand what we have just read.

Wednesday <u>WALT: use the reading skill inference</u>	Today's task focuses on the reading skill 'inference'. This skill teaches us to understand a text or picture in more detail using clues that we have read or can see. For today's session please complete page 18 from the Year 1 Targeted Question Book – Comprehension. Alternative task: Log into Oxford Owl and access the free eBook library. Read or listen to 'Tom, Dad and Colin'. https://www.oxfordowl.co.uk/api/digital_books/1448.html Complete activity 1 and 2.
Friday <u>WALT: use the reading skill inference</u>	Today's task focuses on the reading skill 'inference'. This skill teaches us to understand a text or picture in more detail using clues that we have read or can see. For today's session please complete page 19 from the Year 1 Targeted Question Book – Comprehension. Alternative task: Log into Oxford Owl and access the free eBook library. Read or listen to 'Rowing Boats'. https://www.oxfordowl.co.uk/api/digital_books/1369.html Complete activity 1 and 2.



Assembly

A recorded assembly will be available everyday via Tapestry.

Monday	Who: Mrs Farmer	Theme: Birthday
Tuesday	Who: Mrs Gilbey	Theme: Owl Code focus of being kind and gentle
Wednesday	Who: Miss Talbot	Theme: Owl Code focus of being kind and gentle
Thursday	Who: Mrs Merrick	Theme: World Book Day
Friday	Who: Mrs Farmer	Theme: Celebration



PurpleMash Playtime

Log onto PurpleMash at 10.30am for a virtual playtime with your class and class teacher.

Monday	Let's share what we did over the weekend.
Tuesday	What is your favourite word and why?
Wednesday	If you could have any animal as a pet, what would it be?
Thursday	Who is your favourite book character and why?
Friday	How would you describe a rainbow to someone who has never seen one?






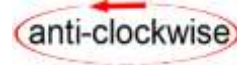


Daily story time

A recorded story will be available everyday via Tapestry.



Maths

Monday <u>WALT: identify one half of a shape</u>	https://teachers.thenational.academy/lessons/to-identify-one-half-of-a-shape-6oup2c Star words: part, whole, equal, unequal, half, divide. You will need 2 sheets of paper, a few slices of bread and an apple or banana. How many ways can you fold the paper in half? Show how to fold the paper in unequal parts. Try the same for the bread and fruit. Ask for help with cutting the bread and fruit if you need.
Tuesday <u>WALT: find half of a quantity</u>	https://teachers.thenational.academy/lessons/to-find-half-of-a-quantity-6nhpct Star words: part, whole, equal, unequal, half, share, divide. Find half of these numbers: 6, 10, 20, 16, 14. Use cubes, lego or pasta to help. Discuss the following pairs of numbers and share them equally: (6 and 2) (5 and 3) (7 and 5) Use a part whole model to help. Extension: Can these pairs of numbers be shared equally? (14 and 7) (12 and 8) (22 and 15)
Wednesday <u>WALT: one quarter of a shape</u>	https://teachers.thenational.academy/lessons/to-find-one-quarter-of-a-shape-c8r66c Star words: part, whole, quarter, divide, equal, unequal. You will need 2 sheets of paper, a few slice of bread and an apple or banana. Can you fold the paper in quarters? Show how to fold the paper in 4 unequal parts. Try the same for the bread and fruit. Ask for help with cutting the bread and fruit if you need.
Thursday <u>WALT: to find one quarter of a quantity</u>	https://teachers.thenational.academy/lessons/to-find-one-quarter-of-a-quantity-6xjkad Star words: part, whole, equal, unequal, quarter, share, divide. Make these shapes and find a quarter of each one: circle, square, rectangle, equilateral triangle (yes, triangle can be done). Discuss the following numbers and share them in 4 equal parts: 12, 20, 24, 32, 40 Extension: Can these numbers be shared equally in 4 parts? 10, 16, 22, 30
Friday <u>WALT: identify half, quarter and three quarter turns</u>	https://teachers.thenational.academy/lessons/to-identify-half-quarter-and-three-quarter-turns-6dgkjc Star words: half  quarter  three-quarter  whole  turn,  ,  .










	Using the star words, practise turning on the spot, clockwise and anti-clockwise. Once confidence with this, start at your bedroom and get someone to record you walking to the front door. You must use the star words and talk about the turns and use clockwise and anti-clockwise.
<u>Assessment activity</u> To be completed as independently as possible by your child.	Please complete pages 34 and 35 (Spring term: Workout 5) from KS1 Maths: Year 1 10-minute weekly workouts. Please complete pages 36 and 37 (Spring term: Workout 6) from KS1 Maths: Year 1 10-minute weekly workouts.





PE

There are PE activities to complete every day – see separate sheet for activity details. These are to be completed at home with equipment you would have in your home.

Monday	Activity: Snake Race
Tuesday	Activity: Traffic lights
Wednesday	Activity: Slalom dash
Thursday	Activity: Book bundle or World Book Day dance session (link will be available nearer the day).
Friday	Activity: Agility challenge

Topic		
 Active Tasks	 Art/Design Technology	Science 
<p>Andy's workouts: CBeebies Andy's Wild Workouts Mountains - Bing video</p>	<p>We are creating a collage of the Loch Ness Monster.</p> <p>Over two weeks, create a collage/coloured/painted background then next week we will cut out and decorate a loch ness monster. Example attached.</p>	<p>Go on a walk and find some spring flowers- Look closely at them and talk about their structure such as the petals, stems, leaves etc. Observational draw the flower- look very closely at the detail of them and label the different parts of the flower. Extension: Complete the quiz labelling the parts of a flower. Discovery Education Espresso - Parts of a flower</p>
History/Geography 	PSHE/Act of Kindness 	 RE
<p>Find on a map where Scotland is and identify the cities within Scotland such as Glasgow, Edinburgh Aberdeen etc. Find and name all four countries within the UK.</p> <p>Activity: make one of the four flags or make all of them if you like! Remember we made the Scottish flag last week. Be as creative as you like you could draw the flags and colour them in or find some different materials to make the flags such as tissue paper, felt etc.</p> <p>Extension: Look on a map and find out the different names of the seas that surround the UK. Make a list of these.</p>	<p>We are learning about healthy eating. Which foods do you like/dislike? Which foods are healthy for us that we need to eat more of? Refer now to Eatwell plate attached. What foods are less healthy that we need to eat less of?</p> <p>Sometimes we need to choose things that are healthy to eat even though they may not be our favourite - think of one example of this.</p> <p><u>Activity</u></p> <p>Put together a lunchbox or a picnic balancing different food types using the sheet provided or your book.</p>	<p>Buddhists try to follow the example of the Buddha and to live by his teachings by following the Middle Way and trying to reduce suffering. Devotional practice at the home shrine and meditation.</p> <p>Supporting video: Discovery Education Espresso - Geography 1 - News - Countries and continents - A new Buddhist temple</p> <p>Activity:</p> <p>Sit quietly, take your shoes off and fold your legs, relax to calming music or anything that makes you feel calm. Think about all the things you want to be thankful for or just close your eyes and sit quietly for 5 minutes.</p> <p>Extension: Make a statue of a Buddha you can be as creative as you like by using playdough, drawing your Buddha or using clay!</p>
 Daily Reading	 Music	PurpleMash 2Do's 

<p>You should be reading for 20 minutes every day so please make sure you are recording this in your reading record. We are still giving out reading certificates virtually and will be able to give you all the certificates you have earnt when we return to school. 😊</p> <p>When you are reading this week, see how many of the different graphemes and tricky words we are learning this week appear in your books.</p>	<p>Watch 'The wiggles – The road to the isles, do The Highland Fling' on you tube. https://www.youtube.com/watch?v=8hDLGLaZX6g</p> <p>See if you can join in with this traditional dance as Katie did in Scotland.</p>	<p>Join in with the Virtual Playtime every day and say hello to your class.</p>
 <p>Activity: role-play</p> <p>Dress up as your favourite character from a book of your choice. Pretend to be that character for World Book Day. You could even find a prop to use if you need one eg a walking stick!</p>	 <p>Activity: make your own reading den!</p> <p>Find somewhere in your home to make your own reading corner – this could a cave, den or simply just a quiet area. Make decorations or props for your reading area – be as creative as you like. Invite someone in your home to sit in your reading den and read your favourite story to them.</p>	

The great snail race



Yesterday's great race was bravely won by Crazy Dave.

The start of the race was delayed by rain. The crowd became frustrated but just eighty minutes later the grey clouds rolled away. Crazy Dave (aged eight) has been training hard since he was a tiny baby snail.

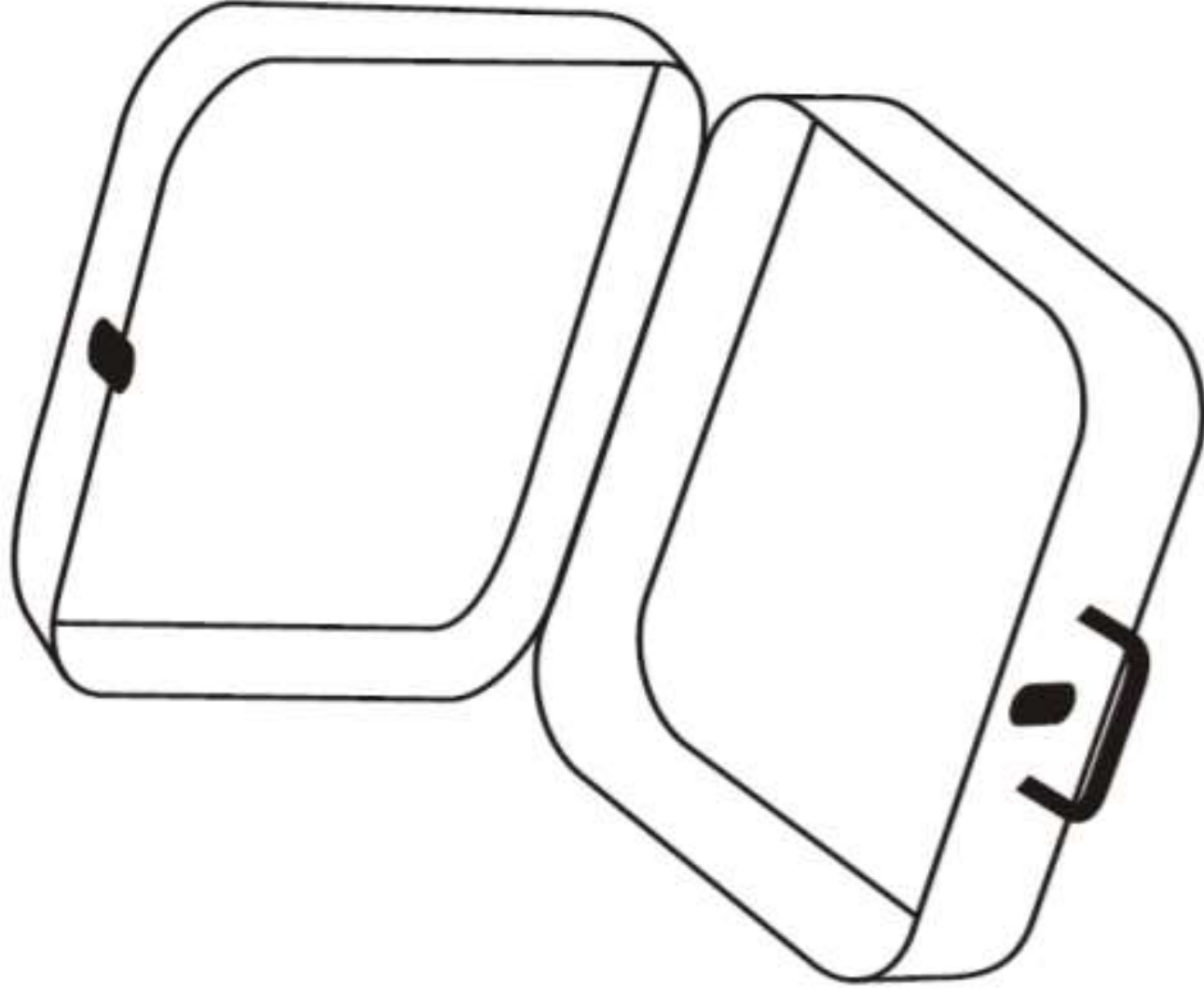
He left all the other snails trailing behind him. We asked Lazy Daisy (who came eighth) if she had anything to say. She stated, "Dave is my mate and I think he is great but I hate it when he beats me".

PSHE activity:



Activity sheet

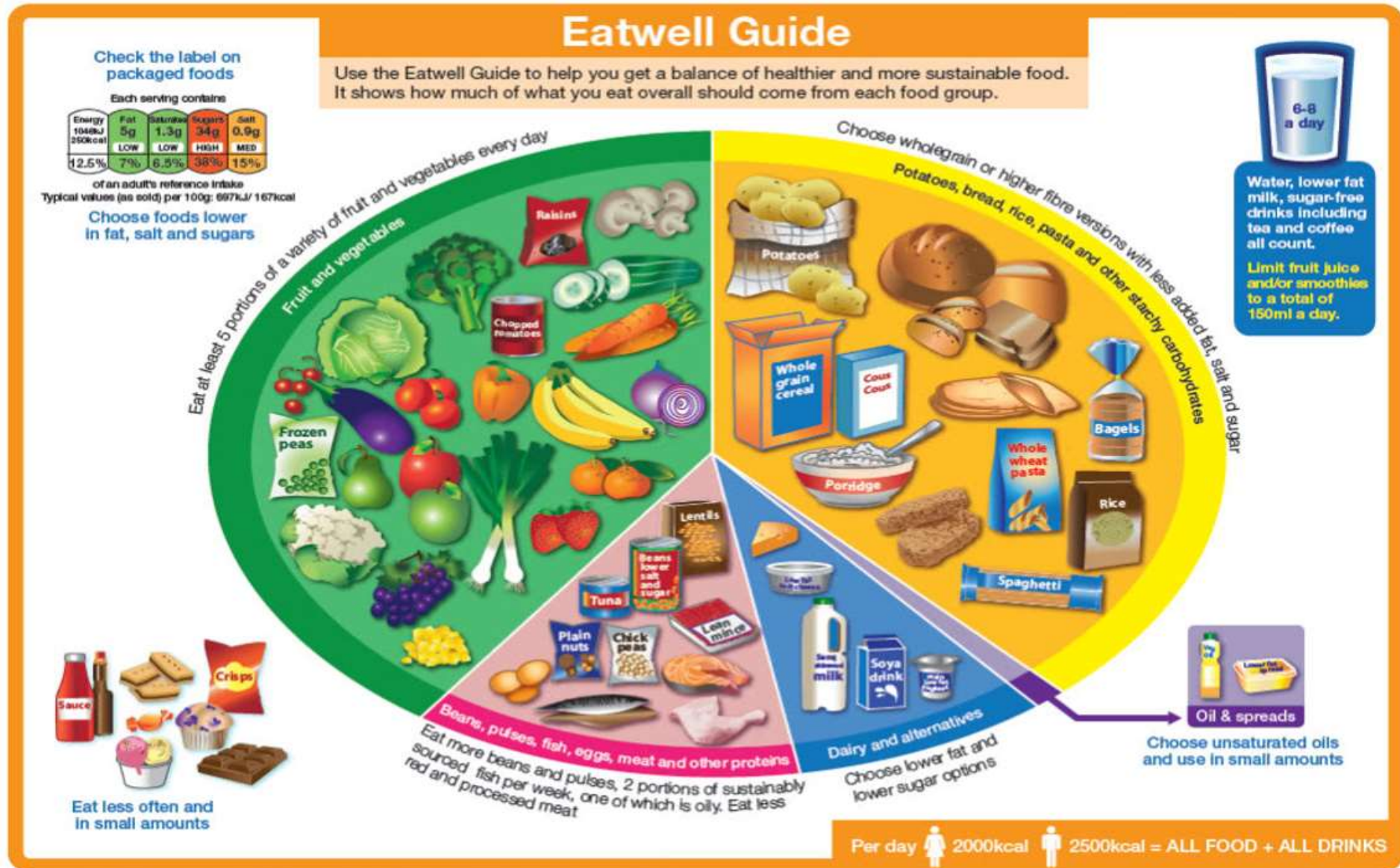
A healthy packed lunch



Our healthy lunch, by _____ and _____




PSHE activity:



Shortbread recipe:

Shortbread Biscuits



Ingredients

55g of caster sugar
180g of plain flour
125g of butter

Equipment

Oven
large mixing bowl
wooden spoon
fork
wire cooling rack
fridge
rolling pin
biscuit cutters
baking tray

Method


1. Heat the oven to 190c or gas mark 5.
2. Beat the butter and the sugar together until smooth.
3. Stir in the flour to get a smooth paste.
4. Turn on to a work surface and gently roll out until the paste is 1cm / 1/2in thick.
5. Cut into rounds or fingers and place onto baking tray. Sprinkle with caster sugar and chill in the fridge for 20 minutes.
6. Bake in the oven for 15-20 minutes, or until pale golden-brown. Set aside to cool on a wire rack.



Art/DT activity:



Loch Ness Monster Craft
from LearnCreateLove.com
Do Not Redistribute



BACK HUMPS



HEAD/NECK