


English

	
Monday	<p><u>WALT: Plan a narrative text</u> Watch the video Next week you will be writing your story about the wolf and Grandma trying to convince others that he is innocent and needs to be freed from prison. Your job today is to continue to plan the middle and end of your story. Think about the problem and how it is resolved. Can you draw pictures and words to help you plan? You will use this plan to help you when it is time to write the story, so keep it somewhere safe.</p>
Tuesday	<p><u>WALT: investigate spelling patterns and conventions.</u> Today we are learning to spell words with the 'or' sound spelt 'a' before an l or a ll (e.g call). We are also learning to spell words with the 'or' sound spelt 'ar' after w (e.g warm) Watch the video, which will explain this a bit more and tell you what your task is.</p>
Wednesday	<p><u>WALT: develop reading, grammar and handwriting skills</u> Workbook; Grammar, punctuation and spelling-page 43 Workbook; English comprehension pages 24 &25 Workbook; handwriting page 7</p>
Thursday & Friday	<p><u>WALT; Celebrate World Book Day.</u> Watch the video This year for World Book Day, we are focusing on books by Roald Dahl. We have heard two of his stories in English over the last few weeks and compared how they are similar and different. Can you write a book review for each one using the attached template below?</p>

VIPERS

Story focus; Cinderella is so annoying. Watch the video

Monday	<p>Vocabulary What do you think these words mean? Nonsense, laundry, chore, waltzed</p>
--------	--

Tuesday	Inference Why did the stepmother want to keep Cinderella busy?
Wednesday	Predict What could happen next?
Thursday	Explain Why did Cinderella lose her voice?
Friday	Retrieve & Sequence What did the Prince announce? What chore did Cinderella do first, laundry or gardening?



PurpleMash Playtime - Question of the day

Monday	Would you rather be a detective or a pilot?
Tuesday	Would you rather be really funny or really clever?
Wednesday	Would you rather a world leader on Earth or on Mars?
Thursday	Would you rather turn into a frog for a day or a bird?
Friday	Would you rather have a special room full of bubbles any time you want, or have a slide that goes from your roof to the ground?



Maths

Please watch the video then the presentation. After, complete the worksheet and exit quiz. If there is an intro quiz, complete this.

Monday	<p><u>WALT: recognise and compare the value of coins.</u></p> <p>Follow the link to find the lesson on the Oak Academy website and watch the video and complete the activities: Revisiting the value of coins: Comparing value:</p> <p>Maths Meeting on coins -</p>
Tuesday	<p><u>WALT: recognise the value of coins and notes and use the symbol £ accurately.</u></p> <p>Follow the link to find the lesson on the Oak Academy website and watch the video and complete the activities: Coins and notes:</p>

	Maths Meeting on notes -
Wednesday	WALT: develop mathematical skills Workbook; Weekly workouts pages 22 & 23 Workbook; Targeted study and question pages 50 & 51 Workbook; Mental workout page 6
Thursday	WALT: find the total of a set of coins. Follow the link to find the lesson on the Oak Academy website and watch the video and complete the activities: Counting money in a set of coins: Maths Meeting on counting coins -
Friday	WALT: calculate change from a pound. Follow the link to find the lesson on the Oak Academy website and watch the video and complete the activities: Change from a pound: Maths Meeting on giving change -



Over the week we would like you to practise the dance routine linked below. You can learn a little bit of the routine each day. When you are feeling confident you can record yourself and upload it to Tapestry.

Never Smile At A Crocodile:




PDVNSAACKS1






Assembly – added to Tapestry each day



Daily Story time - added to Tapestry each day

Topic		
 Active Tasks 	Art/Design Technology	World Book Day
<p>Choose an active task each day from any of the following links;</p> <p>Supermovers; https://www.bbc.co.uk/teach/supermovers</p> <p>Jump Start Jonny https://www.jumpstartjonny.co.uk</p> <p>Cbeebies Andy's wild Workouts; https://www.bbc.co.uk/programmes/p06tmmvz</p> <p>Cbeebies Oti's Boogie Beebies https://www.bbc.co.uk/iplayer/episodes/moo0jsds/otis-boogie-beebies</p>	<p>WALT: Draw in the style of Sybille Schenker</p> <p>Pick a character from your favourite Fairy tale character.</p> <p>Have a go a sketching/cutting out your character in the style of Sybille.</p> <p>Think about the colours she uses and how she creates her characters.</p> <p>Don't worry about the background we are going to look at this later in the term.</p>	<p>Thursday 4th March</p> <p>Watch the video World Book Day 2021: Author & Illustrator Academy: Tom Fletcher World Book Day 2021: Author & Illustrator Academy: Tom Fletcher - YouTube</p> <p>Have a go a creating a costume. RoaldDahlDressUpGuid_1611075714.pdf</p> <p>Dress up as your favourite character, take a picture and upload it to Tapestry.</p> <p>Learn the World Book Day song The World Book Day Song by MC Grammar - YouTube</p>
<p>Handwriting/Spelling</p> <p>Handwriting session 1 ('or' sound as 'a' before 'l' and 'll')</p>	<p>PSHE </p> <p>WALT: understand how we make others feel.</p>	<p>RE</p> <p>WALT: understand how Jews remember the story of Esther during the festival of Purim</p>

<p>Handwriting session 2 ('or' sound as 'ar' after 'w')</p> <p>all, ball, call, walk, talk, always</p>	<p>Read the play script below and answer the following questions.</p> <p>Why do you think Child 1 behaved like that? How did Child 2+3 behave? Why did they behave like that? How did Child 4+5 behave and why? Which was the better approach?</p>	<p>Have a look at the PowerPoint below about the Festival of Purim.</p> <p>List some of the facts you have learnt about the festival.</p>
 <p>Daily Reading</p>	 <p>Music</p>	<p>Computing/PurpleMash 2Do's </p>
<p>Remember to read/re-read books that you have at home. You can also sign up for free to Oxford Owl Oxford Owl for School and Home and log onto Collins Connect</p>	<p>WALT: understand pitch</p> <p>Follow the link to find the lesson on the Oak Academy website and watch the video and complete the activities:</p> <p>What is pitch? (thenational.academy)</p>	<p>Log onto PurpleMash</p> <ol style="list-style-type: none"> 1. 2 create a story 2. Goldilocks Wanted 3. Three little pigs story



Workbook Pages



KS1 Maths 10 minute Weekly Workouts	22 & 23
KS1 Maths Targeted Study and Question Book	50 & 51

KS1 Maths Mental Workout	6
KS1 English Grammar, Punctuation and Spelling Targeted Question Book	43
KS1 English Comprehension Targeted Question Book	24 & 25
KS1 English Handwriting Targeted Practise Book	7



A Book Review by _____

Title _____

Author _____

The story is about...

My favorite part of the book ...

My favorite character is...

A picture from a scene in the book:

My Star Rating for this book:



A purple rectangular card with a decorative border, identical to the first card. It features yellow Stars of David and Hamantaschen at the corners, a central synagogue icon, and a Twinkl logo in the bottom left. The title "What is Purim?" is centered at the top in a white, outlined font. Below the title, there is a bulleted list of facts about Purim.

What is Purim?

- Purim is an entertaining Jewish holiday.
- It usually falls in March.
- It is always one month before Passover.
- It commemorates the time when the Jewish people living in Persia were saved by a young, courageous Jewish woman named Esther.

The Purim Story

- The story of Purim is told in the book of Esther.
- Esther is a Jewish girl who becomes Queen to King Xerxes of Persia.
- By becoming Queen she prevents the death of all the Jews in Persia by persuading King Xerxes not to kill all the Jews.
- The heroes of the story are Esther and her cousin Mordecai.
- The villain is Haman, the favourite nobleman of King Xerxes of Persia. Haman orders the killing of the Jews when Mordecai refuses to bow down to him.
- King Xerxes can also be seen as a villain for his treatment of women and because he was going to kill all the Jews for no good reason.
- Purim commemorates Esther as her courage saved lots of people.

Carnivals

- It is a custom to hold carnival-like celebrations on Purim.
- Plays are performed and beauty contests are held.



Photo courtesy of Lilachd (@flickr.com) - granted under creative commons licence - attribution

The Book of Esther



- One of the commandments relating to Purim is to hear the reading of the Book of Esther.
- It is read on the eve of Purim and on the day itself.

Photo courtesy of [gruven_rueven](#) (@flickr.com) - granted under creative commons licence - attribution

Synagogue Celebrations



- Jews read the story of Esther in the synagogue.
- It is an entertaining and loud event.
- The synagogue is crowded with people. Many wear their best clothes or really bright and colourful costumes and masks.

Photo courtesy of [Lilachd](#) (@flickr.com) - granted under creative commons licence - attribution

Making a Noise



- In the Purim story there is a villain named Haman.
- Whenever the name of Haman is used during the service noises are made to blot out the name of Haman.
- To blot out Haman's name rattles named graggers are used to make noise (see above).

Photo courtesy of Yoninah (@Wikimedia Commons) - granted under creative commons licence - attribution

Dressing Up



- Lots of people dress up during Purim in bright colours as it is a happy time.
- Children like to dress up as the characters in the Book of Esther, including Queen Esther, King Xerxes, Vashti, Mordecai and Haman.

Photo courtesy of "RCB", Alan Denney - granted under creative commons licence - attribution



Food and Drink



- It is a commandment that Jewish people should eat, drink and be merry at Purim.
- Hamantaschen are traditionally eaten during Purim. They are biscuits which can be made with many different fillings. They represent Haman's three-cornered hat.



Photo courtesy of [nate steiner](#) - granted under creative commons licence - attribution

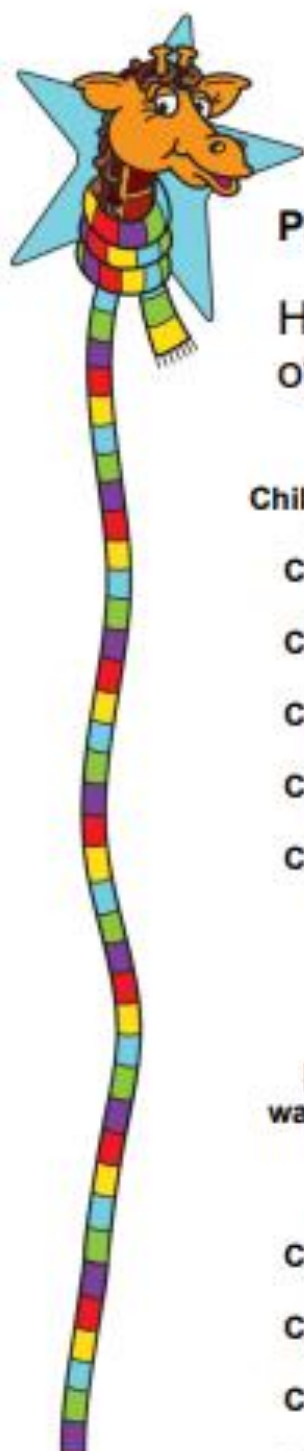


Gifts and Charity



- Jews are also commanded to send gifts of money, food or drink and make donations to charity.
- The sending of food and drink is referred to as 'sending out portions'.





Play script

How do we make each other feel?



Children 2 and 3 are walking along and Child 1 bumps into them on purpose.

Child 1 – *“Why don’t you watch where you are going? Get out of my way!”*

Child 2 – *“Why don’t you look where you are going?”*

Child 3 – *“You don’t own the pavement!”*

Child 1 – *“I was here first!”*

Children 2+3 – *“No you weren’t!”*

[They push Child 1 who falls over. Children 2 and 3 run off.]

[Soon, two more children come along the pavement. Children 4 and 5 are walking along and Child 1 bumps into them on purpose, still cross from the last two.]

Child 1 – *“Why don’t you watch where you are going? Get out of my way!”*

Child 4 – *“Be careful – you might hurt someone.”*

Child 5 – *“Be careful – you might hurt yourself!”*