

Year 1



Week Beginning: 15.3.2021



English

Monday <u>WALT: use adjectives to describe</u>	Today you need to think about your characters and your starting setting. Come up with 1 or 2 characters and draw them. Create a list of adjectives to describe them. Think about where your story starts and draw a picture. Again, create a list of adjectives to describe your setting.
Tuesday <u>WALT: use verbs to describe a method of travel.</u>	Think about the journey your character(s) make. How do they travel? By boat, plane, train or simply walk? Spend some time moving as if you were on the boat, train etc. Come up with a list of verbs. e.g. flying, sailing walking etc. <u>Extension:</u> Can you use adverbs to describe the movement? E.g. walking quickly.
Wednesday <u>WALT: use adjectives to describe</u>	You arrive at your new destination. Where is it? Can you draw and describe it? Does something happen to your character?
Thursday <u>WALT: use verbs to describe a method of travel</u>	You decide to leave and return home. How does this happen? Is this the same way as you got there? Maybe it is different. Come up with a different list of verbs to say how you might return home. Pick your favourite one and write what might happen on the journey.
Friday <u>WALT: write a voyage and return story</u>	Write a voyage and return story. Use what you have planned in the week to write about your voyage and your return. Remember to write in full sentences, use capital letters, full stops, finger spaces and try really hard to form your letters correctly.

****WALT = We are learning to (focus of the lesson)****



Phonics

Revise phase 2 and 3 sounds using flash cards and phase 2 and 3 tricky words every day.

Monday	We are learning alternative spellings for the /ai/ phoneme. Read out the following sentences: I can use grey clay to make a snail. The lake monster plays with a pale whale. Is it safe to paint with baked beans? Play phoneme spotter with the /ai/ sound. https://www.phonicsplay.co.uk/resources/phase/5/alt-spellings-ai
Tuesday	We are learning to spell the tricky words: oh, their, people. Play speed spell or have a go at making them from playdough or lego. You could rainbow write these words too.
Wednesday	We are learning alternative spellings for the /ee/ phoneme. Read and copy these sentences: She is a mean, creepy sneak. Don't steal these ice creams. The old trees creak and squeak. Add sound buttons where possible. https://www.phonicsplay.co.uk/resources/phase/5/alt-spellings-ee
Thursday	We are learning alternative spellings for the /c/ or /ch/ phoneme. Read the following sentences: This chicken quacks like a duck. The quick duck clucks like a chick. The cheeky fox is scratching and kicking. https://www.phonicsplay.co.uk/resources/phase/5/sentences-5c
Friday	We are learning alternative spellings for the /ai/ or /ee/ phoneme. Practise reading the following sentences: Can a brave puppy sail on the sea? Help me escape from these freaky dreams. Can we teach a snake to bake? Underline the /ai/ sound in one colour and the /ee/ sound in another colour.



Handwriting

This week we are practising how to form

Tuesday	Practise writing out these tricky words: I'm, by, time.
Thursday	Practise writing out these tricky words: oh, their, people.



VIPERS




Wednesday	Log into Oxford Owl and access the free eBook library. Read or listen to 'Painting the loft' https://www.oxfordowl.co.uk/api/digital_books/1345.html
Friday	Log into Oxford Owl and access the free eBook library. Read or listen to 'Paris adventure' https://www.oxfordowl.co.uk/api/digital_books/1347.html









Maths

<p><u>Monday</u> WALT: <u>compare the mass of two objects.</u></p>	<p>To compare the mass of two objects. https://teachers.thenational.academy/lessons/to-compare-the-mass-of-two-objects-68ukgc Find 2 objects from around your home. Say which you think will be heavier and which you think will be lighter, why? You can use yourself as weighing scales or have a go at making your own https://www.wikihow.com/Make-a-Balance-Scale-for-Kids Find lots of different objects from around your home and compare the weight of them. Use the sentence stems to help you explain: The _____ is heavier than the _____. The _____ is lighter than the _____.</p>
<p><u>Tuesday</u> WALT: <u>compare the mass of more</u></p>	<p>To compare the mass of more than two objects. https://teachers.thenational.academy/lessons/to-compare-the-mass-of-more-than-two-objects-65hp6r Key words: weight, mass, heavy, heavier, heaviest, light, lighter, lightest. Find objects around your home that you can compare the weight of.</p>

than two objects.	Use the sentence stems to help you explain: The _____ and _____ are heavier than the _____ and _____. The _____ and _____ are lighter than the _____ and _____. Extension: Can you find things that are different sizes but weigh the same?
Wednesday WALT: compare masses using non standard units.	To compare masses using non standard units. https://teachers.thenational.academy/lessons/to-compare-masses-using-non-standard-units-crwker Using cubes, lego or something similar, find different objects from around your home and find out how much each one weighs using your lego or cubes as a non-standard unit. Estimate how much each object will weigh before you test it e.g. 'I estimate the toy car will weigh 4 cubes'
Thursday WALT: find the mass of objects in units.	To find the mass of objects in units. https://teachers.thenational.academy/lessons/to-find-the-mass-of-objects-in-units-6mukae Similar to yesterday's lesson, the use of cubes or lego will be given a name e.g. 1 cube = 1 unit. Now when weighing objects, use the word unit in place of cube/lego etc. Extension: Find objects that weigh 5 units, 10 units and 15 units.
Friday WALT: experience standard units of mass.	To experience standard units of mass. https://teachers.thenational.academy/lessons/to-experience-standard-units-of-mass-7oupcd for this lesson, you will need a 1kg weight (bag of sugar or litre bottle of water). Find objects around your home. You will need to find 3 that are lighter, 3 that are heavier and 3 that are the same.

Topic		
 Active Tasks	 Art/Design Technology	Science 
https://www.jumpstartjonny.co.uk/home Find a video or two and dance with Jonny!	Using junk modelling, have a go at making your own castle. Find a	Grow your own cress at home. Use the link to help

	picture to help you figure out what it will look like.	https://www.bbc.co.uk/cbeebies/makes/mr-blooms-nursery-cressheads or go off on your own and create your own cress head.
History/Geography 	PSHE/Act of Kindness 	 RE
Plan a fact file booklet about Ben Nevis. Use the skills you have learnt from English over the past few weeks and <u>plan</u> your fact file.	Help with the laundry. Put the washing in the machine and help with the washing powder/detergent. Once it has been washed and dried, help fold and put away.	Create your own prayer mat. Watch the video in the link: https://central.espresso.co.uk/espresso/primary_uk/subject/module/video/item339416/grade2/module647846/index.html Look at the different prayer mats and create your own.
 Daily Reading	 Music	PurpleMash 2Do's 
You should be reading everyday for 20 minutes so please make sure you are recording this in your reading record. When you are reading this week, see how many of the different graphemes and tricky words we are learning this week appear in your books.	Make an egg/tissue box guitar. Use the links to help you. https://www.bbc.co.uk/tiny-happy-people/tissue-box-guitar/zbj6d6f https://www.wikihow.com/Make-a-Tissue-Box-Guitar	Set on purple mash