


English

	
Monday	<p>WALT: Use capital letters and full stops correctly. Watch KS1 English: Capital Letters & Full Stops - BBC Teach Copy these sentences using the correct punctuation. Can you make up some more of your own?</p> <ol style="list-style-type: none"> 1. goldilocks was taking pictures on her phone she paused in front of the porridge bowls 2. she took a picture of herself in the small chair when she got up it was stuck 3. goldilocks opened the window she apologized for breaking in
Tuesday	<p>WALT: Retrieve information from a text Answer the questions on the sheet attached below.</p>
Wednesday	<p>WALT: Retell the beginning and middle of a story. Explain that on Friday they are going to retell the story. What happened at the beginning and middle? Draw a story map to show this. Use pictures and words to remind you.</p>
Thursday	<p>WALT: Retell the middle and end of a story What happened in the middle and end? Draw a story map to show this. Use pictures and words to remind you.</p>
Friday	<p>WALT: Retell a story Write the story of Goldilocks. Remember to include correct punctuation and using adjectives to make it more interesting. Also remember to form the letters and joins correctly.</p>

Monday

WALT: compare number equations.

Key learning: compare number equations.

Comparing two number equations

Copy and complete the equations using the symbols $<$, $>$ and $=$.

$6 + 4$	<input type="text"/>	$6 + 5$
$6 + 4$	<input type="text"/>	$3 + 6$
$11 - 4$	<input type="text"/>	$12 - 5$
$11 - 4$	<input type="text"/>	$12 - 4$



Independent Task



Use the greater than ($>$), less than ($<$) and equal to ($=$) symbols to compare the two number equations.

Tuesday

WALT: solve missing number equations.

Key learning: solve missing number equations (addition).

Copy and complete the missing number equations into your books.

$12 + \square = 16$

$15 + \square = 19$

$3 + \square = 14$

$9 + \square = 15$

$6 + \square = 18$

$13 + \square = 18$



Independent Task



Put the equations into a part-whole model and work out the missing number, e.g. $12 + ? = 16$ can be solved by working out $16 - 12 = ?$

Wednesday

WALT: solve missing number equations.

Key learning: solve missing number equations (subtraction).

Copy and complete the missing number equations into your books.

$$\square - 7 = 15$$

$$\square - 3 = 12$$

$$\square - 11 = 6$$

$$\square - 8 = 19$$

$$\square - 15 = 20$$

$$\square - 17 = 24$$



Independent Task



Put the equations into a part-whole model and work out the missing number e.g. $? - 7 = 15$ can be solved by working out $7 + 15 = ?$

Thursday

WALT: balance number equations.

Key learning: balance number equations.

Copy into your books and fill in the missing number to balance the equations:

$$4 + \square = 6 + 7$$

$$5 + \square = 8 + 4$$

$$12 + 5 = 9 + \square$$

$$17 + 7 = 13 + \square$$



Independent Task



Find the missing number to make both sides of the equation equal. It might be useful to work out one whole side, then use the missing number equation method to find the missing number.

Friday

WALT: multiply.

Key learning: multiply.

Independent Tasks

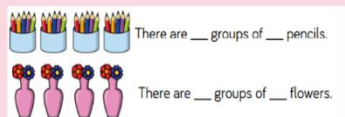


$7 \times 4 =$

$3 \times 8 =$

$5 \times 6 =$

$4 \times 9 =$



There are ___ groups of ___ pencils.

There are ___ groups of ___ flowers.



Independent Task



Fill in the missing numbers on the picture (e.g. how many groups of pencils there are), then use the hoops and dots method to work out the wish questions. For 7×4 , you will need to draw 7 hoops with 4 dots in. You could also try 4 hoops of 7 dots to investigate whether multiplication is commutative.



PE

Have a go at learning this dance routine over the week. Don't forget to upload your final performance to Tapestry





Monday - Friday




Never Smile At A Crocodile

<https://vimeo.com/494373299>

PDVNSAACKS1


Topic

 Active Tasks 	Art/Design Technology	Geography x2
<p>Choose an active task each day from any of the following links;</p> <p>Supermovers; https://www.bbc.co.uk/teach/supermovers</p> <p>Jump Start Jonny https://www.jumpstartjonny.co.uk</p> <p>Cbeebies Andy's wild Workouts; https://www.bbc.co.uk/programmes/p06tmmvz</p> <p>Cbeebies Oti's Boogie Beebies https://www.bbc.co.uk/iplayer/episodes/m000jsds/otis-boogie-beebies</p>	<p>Follow the how to draw video. How to Draw Little Red Riding Hood Cute and Easy - YouTube</p>	<p><u>Session 1</u></p> <p><u>WALT: use aerial photographs and plan perspectives to recognise landmarks and basic human and physical features</u></p> <p>Using the sheet below match the aerial photos to the landmark. Think about what birds eye view means.</p> <p><u>Session 2</u></p> <p><u>WALT: use simple fieldwork and observational skills to study the geography of our school</u></p> <p>Look at the map of our school. Has anything changed since this map was created? Create a key for the map. Think about what symbols have been used and what they represent.</p>
<p>Handwriting</p> <p>LOOK/COVER/WRITE/CHECK</p> <p>Spell two syllable words ending in -tion e.g. station</p> <p>Session 1 station, fiction, motion, lotion, section</p> <p>Session 2 Potion, action, option, auction, question</p>	<p>PSHE </p> <p><u>WALT: Suggest and use strategies for helping someone who is feeling left out.</u></p> <p>Using the sheet attached below, think about some of the strategies you can use to help somebody when they are feeling left out.</p>	<p> RE</p> <p><u>WALT: retell the Easter Story</u></p> <p>Using the writing frames below, and the sequencing sheet from last week's lesson. Retell the Easter story.</p>

 Daily Reading	 Music	Computing/PurpleMash 2Do's 
Remember to read/re-read books that you have at home. You can also sign up for free to Oxford Owl Oxford Owl for School and Home and log onto Collins Connect	Follow the link to find the lesson on the Oak Academy website and watch the video and complete the activities: Reading and writing rhythms (thenational.academy)	1.Compass 2. Map symbols 3.fairy Tales

Workbook Pages

KS1 Maths 10 minute Weekly Workouts	50 & 51
KS1 Maths Targeted Study and Question Book	16 & 17
KS1 Maths Mental Workout	8
KS1 English Grammar, Punctuation and Spelling Targeted Question Book	31
KS1 English Comprehension Targeted Question Book	26 & 27
KS1 English Handwriting Targeted Practise Book	9



I peeked through the kitchen window. A girl was taking pictures on her cell phone. “Ha, that will teach Little Red Riding Hood to double dare me” she muttered. “Goldilocks does not lose at Truth or Dare!” She paused in front of the porridge bowl. “Eeew” she said.

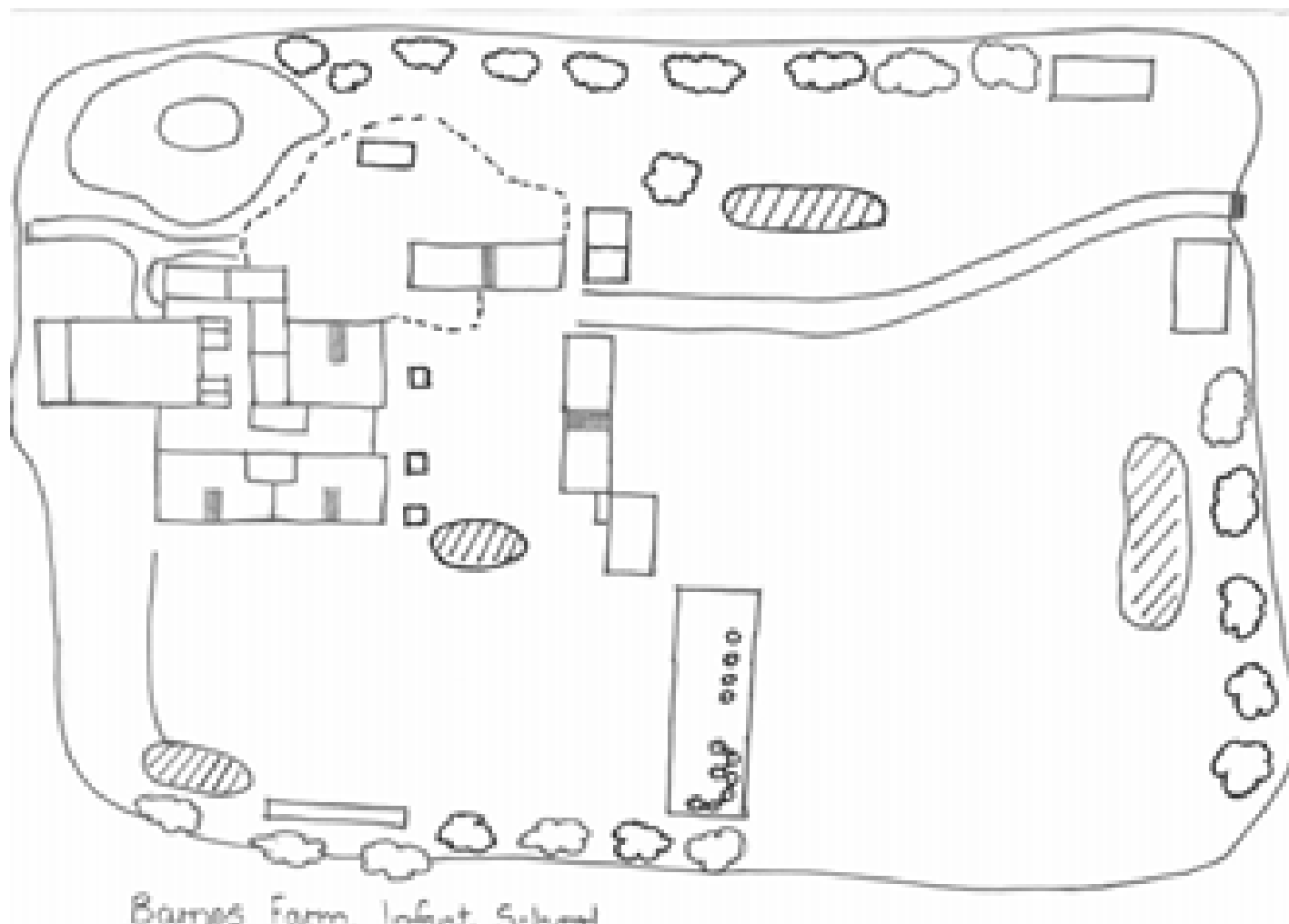
I liked her already.

Copy and complete these questions;

1. Who was peeking through the kitchen window?
2. What was the girl doing on her cell phone?
3. Who muttered “Goldilocks does not lose to Truth or dare?”
4. What did Goldilocks do in front of the porridge bowl?
5. Why do you think Baby bear liked her already?

Can you match the 'ground level' view photograph with the 'aerial view' photograph which shows the same place? Draw a line to match the two photographs.









Activity sheet



If someone is being left out





If someone is being left out, I can...



[illegible][illegible]

This image shows a blank sheet of white paper with horizontal ruling lines. The lines are evenly spaced and run across the width of the page. There are no margins, text, or other markings on the paper.This image shows a single sheet of white paper with horizontal blue or grey ruling lines. The lines are evenly spaced and run across the width of the page. There are approximately 20 lines visible. The paper has a slight shadow on the right side, suggesting it's resting on a surface.

This image shows a single sheet of white paper with horizontal ruling lines. The lines are evenly spaced and extend across the width of the page. There are no margins, text, or other markings on the paper.[illegible]