



English

Monday <u>WALT: use adjectives to describe</u>	Today you need to think about your characters and your starting setting. Come up with 1 or 2 characters and draw them. Create a list of adjectives to describe them. Think about where your story starts and draw a picture. Again, create a list of adjectives to describe your setting.
Tuesday <u>WALT: use verbs to describe a method of travel.</u>	Think about the journey your character(s) make. How do they travel? By boat, plane, train or simply walk? Spend some time moving as if you were on the boat, train etc. Come up with a list of verbs. e.g. flying, sailing walking etc. <u>Extension:</u> Can you use adverbs to describe the movement? E.g. walking quickly.
Wednesday <u>WALT: use adjectives to describe</u>	You arrive at your new destination. Where is it? Can you draw and describe it? Does something happen to your character?
Thursday <u>WALT: use verbs to describe a method of travel</u>	You decide to leave and return home. How does this happen? Is this the same way as you got there? Maybe it is different. Come up with a different list of verbs to say how you might return home. Pick your favourite one and write what might happen on the journey.
Friday <u>WALT: write a voyage and return story</u>	Write a voyage and return story. Use what you have planned in the week to write about your voyage and your return. Remember to write in full sentences, use capital letters, full stops, finger spaces and try really hard to form your letters correctly.

****WALT = We are learning to (focus of the lesson)****



Phonics

Revise phase 2 and 3 sounds using flash cards and phase 2 and 3 tricky words every day.

Monday	We are learning alternative spellings for the /igh/ phoneme. https://www.phonicsplay.co.uk/resources/phase/5/alt-spellings-igh Play phoneme spotter with the attached sheet. Identify all the words with /igh/ in and then identify all the different graphemes that make the same /igh/ sound.
Tuesday	We are learning alternative spellings for the /igh/ phoneme. https://www.phonicsplay.co.uk/resources/phase/5/alt-spellings-igh Play speed spell with the tricky words: very, I'm, by, time.
Wednesday	We are learning alternative spellings for the /igh/ phoneme. https://www.phonicsplay.co.uk/resources/phase/5/alt-spellings-igh Practise reading the following sentences and underline all the alternative /igh/ sounds: We had a delightful time driving by my home. Can tiny mice fly and sky dive? Can a tiger be nice and kind?
Thursday	We are learning alternative spellings for the /f/ phoneme. Practise writing the tricky words with rainbow writing: some, come, who, were. Write out the following and add sound buttons: fix, cliff, phone, cough. What sound do they all have? Highlight all the alternative /f/ sounds. The dolphin flaps his fins. The fox huffs and puffs and coughs. Get off the phone!
Friday	We are learning alternative spellings for the /igh/ phoneme. https://www.phonicsplay.co.uk/resources/phase/5/sentences-5c Play speed spell with the following: might, bright, strike, kite, behind, cried, dry, reply. Write out and underline all the /igh/ sounds: I might describe my eyes as light, bright and nice. I got quite a fright when she tried to fight me. Tonight, a slice of lime pie will be a delight.



Handwriting

This week we are practising how to form

Tuesday	Practise spelling the tricky words: very, I'm, by, time.
Thursday	Practise spelling the tricky words: some, come, who, were



VIPERS











Wednesday	Log into Oxford Owl and access the free eBook library. Read or listen to 'Jack' https://www.oxfordowl.co.uk/api/digital_books/1285.html
Friday	Log into Oxford Owl and access the free eBook library. Read or listen to 'No tricks, Gran' https://www.oxfordowl.co.uk/api/digital_books/1355.html



Maths

Monday WALT: compare lengths and heights of objects.	To compare lengths and heights of objects. https://teachers.thenational.academy/lessons/to-compare-lengths-and-heights-of-objects-6wrpce Key words: height, length, long, longer, longest, short, shorter, shortest, tall, taller, tallest, higher, lower. Find objects around your home that you can compare. You should use the key words to describe the lengths and heights of objects. Extension: Can you find 5 objects and put them in order of height or length?
Tuesday WALT: measure using	To measure objects using non-standard units (part 1) https://teachers.thenational.academy/lessons/to-measure-lengths-using-non-standard-units-part-1-64v3ot

<p><u>non-standard units.</u></p>	<p>Key words: length, size, compare, measure, measurement, about, nearly, roughly, close to. Using larger objects from around your home, use your hands and feet to measure them. Use the key words to describe the objects you are measuring. <u>Extension:</u> Can you find something with the same amount of hands tall as you?</p>
<p>Wednesday <u>WALT: measure using non-standard units.</u></p>	<p>To measure objects using non-standard units (part 2) https://teachers.thenational.academy/lessons/to-measure-lengths-using-non-standard-units-part-2-6ngkac You need to use cubes, paperclips or lollypop sticks etc. to measure different object and items around your home. Make a list of 6 items you have measured with your non-standard unit.</p>
<p>Thursday <u>WALT: understand standard units of length.</u></p>	<p>To begin to understand standard units of length. https://teachers.thenational.academy/lessons/to-begin-to-understand-standard-units-of-length-69gkct Key words: measure, metre, metre stick, estimate, longer, shorter, one quarter, one half. Using a metre stick (or measure a piece of string that is one metre long) can you find objects that are longer than one metre and shorter than one metre? Can you estimate before you measure whether or not you think the object is longer or shorter than one metre.</p>
<p>Friday <u>WALT: solve problems involving doubling and halving.</u></p>	<p>To solve problems involving doubling and halving. https://teachers.thenational.academy/lessons/to-begin-to-understand-standard-units-of-length-69gkct Key words: half, double, half the length of, double the length of. Using an item of your choice (a piece of lego would be good) can you find other items around your home that are half the length or double your object. Can you find items that are more than double or less than half of your item.</p>

Topic		
 Active Tasks	 Art/Design Technology	Science 
Try learning some moves and make your own Highland Fling dance. https://www.youtube.com/watch?v=2ln3P_L8mX8	Open the Art powerpoint file and go through the presentation all about tartan and traditional Scottish clothing. Have a go at creating your own tartan pattern using the template provided.	Look at the cross you have made. What has changed? Record the changes and make sure to draw a picture.
History/Geography 	PSHE/Act of Kindness 	 RE
Using the plan for the fact file you made last week about Ben Nevis, create your own fact file for the mountain.	Talk about your morning and bedtime routine. What do you do to get ready for the day or ready for bed? Talk about why these things are important. Can you draw yourself doing 5 things from your morning or bedtime routine and write a sentence for each picture.	Watch the video about Judaism. https://central.espresso.co.uk/espresso/pri mary uk/subject/module/video index/item 649715/grade2/index.html Why do Jews have long side curls? Why do they wear a kippah all the time? What does Shabbat mean?
 Daily Reading	 Music	PurpleMash 2Do's 
You should be reading everyday for 20 minutes so please make sure you are recording this in your reading record. When you are reading this week, see how many of the different graphemes and tricky words we are learning this week appear in your books.	Kitchen drum kit. Using pots, pans, lids, etc, make a drum kit and go wild with it! 	Set on purple mash

