

Year 1



Week Beginning: 12/4/2021



English

Monday <u>WALT: write a list</u>	What did you do over the Easter holidays? Make a list of some of the things you did and draw a picture for each one.
Tuesday <u>WALT: think of different adjectives.</u>	Select 5 things you did. For each one write a list of adjectives and verbs (up to 3 of each). Try to think about different adjectives, not just size and colour. <u>Extension:</u> How did you feel when doing these activities? Write down some emotions e.g. happy, excited.
Wednesday <u>WALT: write full sentences using correct letter formation.</u>	For each of your 5 pictures and list of adjectives and nouns, write a sentence for each one. You must use at least one adjective and one verb in each sentence. <u>Extension:</u> Can you use commas to separate more than 2 adjectives?
Thursday <u>WALT: write full sentences using correct letter formation.</u>	Write a draft of you recount. Have you missed any capital letters, full stops, used correct letter formation, used different adjectives? Read your sentences to see if they make sense and they flow; and check if there is anything you can change or add too, to improve your draft recount.
Friday <u>WALT: write a recount</u>	Use your plan from the previous days to write a recount of the things you did over the Easter Holidays. Remember to use adjectives, capital letters and full stops. <u>Extension:</u> Can you join your sentences using and or because.

****WALT = We are learning to (focus of the lesson)****



Phonics

Revise phase 2, 3 and 5 sounds using flash cards and phase 2, 3 and 5 tricky words every day.

Monday	We are learning alternative spellings for the /oa/ phoneme. https://www.phonicsplay.co.uk/resources/phase/5/alt-spellings-oa Play phoneme spotter and identify all the words containing today's phoneme.
Tuesday	We are learning alternative spellings for the /oa/ phoneme. Play train your brain https://www.phonicsplay.co.uk/resources/phase/5/train-your-brain-ph5 and then play Best Bet https://www.phonicsplay.co.uk/resources/phase/5/alt-spellings-oa seeing which grapheme is most popular.
Wednesday	We are learning alternative spellings for the /oa/ phoneme. Play word sort https://www.phonicsplay.co.uk/resources/phase/5/alt-spellings-oa
Thursday	We are learning alternative spellings for the /m/ phoneme. Practise reading the words: mouse, thumb, summer. What phoneme do they all have in common?. Write out the following sentences: A small crumb is under my thumb. Swimming makes my toes go numb. This summer, my mum met a mouse. Highlight the /m/ phonemes.
Friday	We are learning alternative spellings for the /oa/ phoneme. Practise reading the following words: water, where, there, again, thought, through, work, mouse. Play speed spell with the following words: told, hold, gloat, boast, don't, won't, stone, throne, blow, snow.



Handwriting

This week we are practising how to form:

Tuesday	Write out these tricky words in your best handwriting: water, where, who, again.
Thursday	Write out these tricky words in your best handwriting: thought, through, work, mouse.



VIPERS

Wednesday	Log into Oxford Owl and access the free eBook library. Read or listen to 'Rumpelstiltskin' https://www.oxfordowl.co.uk/api/digital_books/1491.html
Friday	Log into Oxford Owl and access the free eBook library. Read or listen to 'Red Planet' https://www.oxfordowl.co.uk/api/digital_books/1363.html











Maths

Monday <u>WALT:</u> <u>recognise,</u> <u>read and write</u> <u>numbers to</u> <u>100.</u>	https://teachers.thenational.academy/lessons/to-recognise-read-and-write-numbers-to-100-ctk64t Using your knowledge of tens and ones, on a place value grid show how many tens and ones are in the following numbers: 56, 67, 32, seventy four, ninety six. For each number, count in 10s and then ones e.g. 10, 20, 30... 31, 32.
Tuesday <u>WALT:</u> explore <u>the</u> <u>components</u>	https://teachers.thenational.academy/lessons/to-explore-the-components-of-numbers-within-100-7otk4t Watch the video about the components of numbers within 100 and then work through the presentation. After this, work through the worksheet section of the lesson.

of numbers within 100.							
Wednesday WALT: explore the components of numbers within 100 part 2.	https://teachers.thenational.academy/lessons/to-explore-the-components-of-numbers-within-100-part-2-6dhk2t What happens when you get to 99 and add 1 more? Using lego or cubes or anything you have lots of, make 10 groups of 10. How many do you now have? Using a place value grid, we can write this as <table><tr><td>H</td><td>T</td><td>O</td></tr><tr><td>1</td><td>0</td><td>0</td></tr></table> Work through the presentation to see more examples of representing 100 and then work through the worksheet at the end.	H	T	O	1	0	0
H	T	O					
1	0	0					
Thursday WALT: apply knowledge of number bonds.	https://teachers.thenational.academy/lessons/to-apply-knowledge-of-number-bonds-75hp4d You will need a part-whole model, a place value grid and a number line to 100. Here is a link to a number line online https://apps.mathlearningcenter.org/number-line/ With the following numbers, write the number of tens and ones in the PV grid, then write it in the part whole model. Finally, using the number line, makes jumps of 10 to represent the tens and then jumps of 1. The numbers are: 63, 52, 81, 94 and 78.						
Friday WALT: one more or one less and ten more and ten less.	https://teachers.thenational.academy/lessons/to-find-one-more-or-one-less-and-ten-more-or-ten-less-ccvk6c Find one more and one less than the following numbers: 12, 23, 34, 45, 56. Use the sentence stems to help you ‘__ is one more than __’ ‘__ is one fewer than __’ Now find ten more and ten less than the same numbers. To help you, you can use a place value grid and/or a 100 square.						

Topic

 Active Tasks	 Art/Design Technology	Science
https://www.jumpstartjonny.co.uk/home Get active with jump start Jonny. Select a video and go wild!	Use a piece of card with double sided tape on to collect and stick lots of small pieces of anything you find outside- leaves, petals, blossom, grass. Can you try to group the colours that you find. Did you find all colours or are there lots of some colours and less of others in nature around us?	Go on a Spring walk and see if you can spot signs of Spring. Use the video to help you know what to look for. https://central.espresso.co.uk/espresso/primary_uk/subject/module/video/item1171142/grade1/module1162014/index.html Collect some items on your walk or use items from home, create a Spring collage.
History/Geography 	PSHE/Act of Kindness 	 RE
Find a map of the UK or use Google Maps. Can you find London? What do you notice about it when you look a little closer? What features can you identify? E.g. rivers, fields, buildings etc. Can you find Chelmsford? What do you notice? What comparisons can you make between London and Chelmsford?	Write a letter to someone you haven't seen in a long time.	What do you do that is a special way of living? Think about hobbies and interests, what you do at the weekends, showing kindness, care and love; giving to charity etc. Write a list of some of the things you do that makes how you live, special. Draw some pictures to go with your writing.
 Daily Reading	 Music	PurpleMash 2Do's 



<p>You should be reading everyday for 20 minutes so please make sure you are recording this in your reading record. When you are reading this week, see how many of the different graphemes and tricky words we are learning this week appear in your books.</p>	<p>Listen and appraise. What do you like/dislike? What instruments can you hear? Can you identify the beat of the music? Meant to be – Bebe Rexha ft Florida Georgia Line https://www.youtube.com/watch?v=aZ8bJrZ4Nml</p>	<p>Set on purplemash.</p>
--	---	---------------------------