



English

Monday <u>WALT: write a recount.</u>	What did you do at the weekend? Write 4 sentences about your weekend. Use exciting words and remember to include capital letter, full stops, finger spaces and correct letter formation.
Tuesday <u>WALT: list adjectives we can see.</u>	Go for a walk around your home. Write a list of adjectives to describe things in your home e.g hard table, soft cushions, cold taps. Try to list 2 adjectives and nouns from each room.
Wednesday <u>WALT: use adjectives to describe a character.</u>	Select your favourite TV or book character and find a picture. Print off the picture or draw the character and around it, write down lots of adjectives and nouns.
Thursday <u>WALT: use adjectives in full sentences to describe a character.</u>	Take your list of adjectives and nouns from previous lesson. Write 4 sentences about you character. Remember to include capital letters, full stops, adjectives, finger spaces and correct letter formation. This is a draft in preparation for tomorrow. Read it to make sure it makes sense and then have a think about improving it. Can you use different adjectives? Could you use expanded noun phrases?
Friday <u>WALT: use adjectives in full sentences to describe a character.</u>	In your neatest handwriting, write your character description from your draft yesterday.

****WALT = We are learning to (focus of the lesson)****



Phonics

Revise phase 2, 3 and 5 sounds using flash cards and phase 2, 3 and 5 tricky words every day.

Monday	We are learning alternative spellings for the /igh/ phoneme. Play phoneme spotter https://www.phonicsplay.co.uk/resources/phase/5/alt-spellings-igh Read and write the following sentences: The bright light hurts my eyes. A tiny sprite might hide behind my nice sofa. Did a fine ship, called the Titanic, hit an iceberg a long time ago.
Tuesday	We are learning alternative spellings for the /f/ or /m/ phoneme. Use robot arms to sound out the following word: swimming, dolphin, crumb, feet, mouse, cough, summer, cliff. Use look, say, cover, write and check to practise spelling these words.
Wednesday	We are learning alternative spellings for the /oa/ phoneme. Practise reading these words: day, made, came, make, very. Write out the following sentences highlighting the alternative spellings for /oa/: I froze my nose on the cold window. I broke a bone in my little toe. If you stole my phone, I would turn you into a toad.
Thursday	We are learning alternative spellings for the /f/ or /m/ phoneme. Use https://www.phonicsplay.co.uk/resources/phase/5/sentences-5c for /f/ and /m/ phoneme. Read the following sentences spotting the /f/ or /m/ phoneme: Most dolphins like swimming in the foaming surf. Can you use a phone with your thumbs? A frog must memorise the alphabet
Friday	We are learning alternative spellings for the /igh/ or /oa/ phoneme. Play speed spell with the following words: some, come, who, were. Write out the following sentences and practise any words you find tricky: The kite floats high in the sky. Cold roast chicken pie is nice. Can an old goat ride a bike?



Handwriting

This week we are practising how to form

Tuesday	Write out these tricky words in your best handwriting: day, made, came, make, very.
Thursday	Write out these tricky words in your best handwriting: some, come, were, who.



VIPERS

Wednesday	Log into Oxford Owl and access the free eBook library. Read or listen to 'Escape of the Giant Chicken' https://www.oxfordowl.co.uk/api/digital_books/1254.html
Friday	Log into Oxford Owl and access the free eBook library. Read or listen to 'Finn MacCool' https://www.oxfordowl.co.uk/api/digital_books/1262.html












Maths

Monday WALT: compare numbers on a number line	<p>To compare numbers within 100 on a number line.</p> <p>https://teachers.thenational.academy/lessons/to-compare-numbers-within-100-on-a-number-line-6owpcd</p> <p>Compare the following number using a 100 number line:</p> <p>20 and 50.</p> <p>40 and 60.</p> <p>30 and 70.</p>
-----------------------------------------------------------	------------------------------------------------------------------------------------------------------------------------------------------------------------------------------------------------------------------------------------------------------------------------------------------------------------------------------------------------------------------------------------------------------

	<p>What is the same? What is different?</p> <p>Can you count backwards from 100 in 10s?</p>
<p>Tuesday</p> <p><u>WALT: compare numbers on a place value chart</u></p>	<p>To compare numbers within 100 on a place value chart.</p> <p>https://teachers.thenational.academy/lessons/to-compare-numbers-within-100-on-a-place-value-chart-6mrp6r</p> <p>Using a white board or paper. Make a place value chart and say what is different and what is the same for the following pairs of numbers:</p> <p>49 and 50.</p> <p>67 and 68.</p> <p>72 and 82.</p>
<p>Wednesday</p> <p><u>WALT: to order numbers within 100</u></p>	<p>To order numbers within 100 part 1. https://teachers.thenational.academy/lessons/to-order-numbers-within-100-part-1-65jkat</p> <p>Which number has the greatest value? 45 or 63? How do you know? Where would 59 go?</p> <p>Make or use a place value chart to work out the value of these numbers and then put them in the correct order smallest to greatest:</p> <p>50, 34, 67, 45.</p> <p>78, 92, 81, 53.</p> <p>39, 22, 29.</p>
<p>Thursday</p> <p><u>WALT: to order numbers within 100</u></p>	<p>To order numbers within 100 part 2. https://teachers.thenational.academy/lessons/to-order-numbers-within-100-part-2-6nk64d</p> <p>Use dienes or something similar to make and order these numbers from greatest to smallest:</p> <p>18, 25, 48, 22, 71, 22.</p> <p>37, 19, 90, 95, 63, 77.</p> <p>12, 18, 22, 25, 48, 71.</p>

Friday <u>WALT: identify patterns within a sequence of numbers</u>	To identify patterns within a sequence of numbers. https://teachers.thenational.academy/lessons/to-identify-patterns-within-a-sequence-of-numbers-65h34r Look at the following sets of numbers and say what the pattern is. Use the words increasing and decreasing: 10, 20, 30, 40, 50. 16, 14, 12, 10, 8. 5, 10, 15, 20, 25. 62, 60, 58, 56, 54. Challenge: What would come next in each sequence.
-----------------------------------------------------------------------	-----------------------------------------------------------------------------------------------------------------------------------------------------------------------------------------------------------------------------------------------------------------------------------------------------------------------------------------------------------------------------------------------------------------------------------------------------------------------------------------------------------------------------------------------

Topic		
 Active Tasks	 Art/Design Technology	Science 
https://www.youtube.com/watch?v=L8eMSTZ1LbI Some down in the woods yoga to keep you active this week.	https://www.wikiart.org/en/william-morris Click the above link and look at some of the pictures from the artist – William Morris. Look at the types of flowers and patterns he draw and have a go at drawing your own flowers and patterns in his style.	Look at different birds, fish, amphibians, mammals and reptiles. What differences do they have? What is similar about them? Use the videos from the link below to help you. https://central.espresso.co.uk/espresso/primary_uk/subject/module/frontscreen/item1149557/grade1/index.html
History/Geography 	PSHE/Act of Kindness 	 RE

<p>Use google maps to find a wooded area or national park. Do some research and write a list of the animals you might find there.</p>	<p>Help do the washing up or loading the dishwasher.</p>	<p>Christians keep Sunday a special day. Can you do some research and find out why it is kept a special day for Christians?</p> <p>What would your special day look like? List 5 things your special day would include. Draw pictures to go with each thing on your list.</p>
<p> Daily Reading</p>	<p> Music</p>	<p>PurpleMash 2Do's </p>
<p>You should be reading everyday for 20 minutes so please make sure you are recording this in your reading record. When you are reading this week, see how many of the different graphemes and tricky words we are learning this week appear in your books.</p>	<p>https://youtu.be/eP8AFCSZzAg Have a listen and sing along. What do you notice about the pulse and tempo?</p>	<p>2Do set on purplemash.</p>