

Year 1



Week Beginning: 26.4.2021



English

Monday <u>WALT: write a character description</u>	Listen to the story of the Stickman https://www.youtube.com/watch?v=P8pKjYgjPLI Once you have listened to it, find a page where you can see the Stickman. Write 3 simple sentences to describe how the Stickman looks. Remember to include adjectives. <u>Extension:</u> Included an expanded noun phrase.
Tuesday <u>WALT: write a scene description</u>	Pick 3 places that appear in the story and write a describing sentence for each place. E.g. The Stickman's home was a tall, leafy oak tree. The park was full of bright green grass. Remember to include adjectives.
Wednesday <u>WALT: plan the beginning and middle of a known story</u>	Listen to the story again https://www.youtube.com/watch?v=P8pKjYgjPLI Draw 2 boxes on a page of your home learning book or on a piece of paper. These will be for you to draw a scene for the beginning and middle of the story. Write at least 2 sentences for each beginning and middle of the story. This is the start of your plan for writing on Friday.
Thursday <u>WALT: write the ending of a known story</u>	Listen to story again https://www.youtube.com/watch?v=P8pKjYgjPLI Draw 1 more box on your page or piece of paper. This is for the ending for your story.
Friday <u>WALT: retell the Stickman Story</u>	Using your plans from each day this week, you are going to retell the story of the Stickman. You have all you need and you can do a great job with your writing. Remember to include capital letters, full stops, correct letter formation, finger spaces and use exciting adjectives.

****WALT = We are learning to (focus of the lesson)****



Phonics


Revise phase 2, 3 and 5 sounds using flash cards and phase 2, 3 and 5 tricky words every day.


Monday	We are learning alternative spellings for the /oo/ phoneme. Play phoneme spotter https://www.phonicsplay.co.uk/resources/phase/5/alt-spellings-oo and identify all the words containing today's phoneme.
Tuesday	We are learning alternative spellings for the /oo/ phoneme. Play word sort https://www.phonicsplay.co.uk/resources/phase/5/alt-spellings-oo Which grapheme appears to be most popular? Can you spot any patterns or rules? Play speedspell with: old, don't.
Wednesday	We are learning alternative spellings for the /oo/ phoneme. Practise reading the following sentences: Can you glue a flute onto a snooker cue? I am chewing a few huge prunes and I feel foolish. I made a statue of a mule using glue, tissue and tubes. More sentences can be found here https://www.phonicsplay.co.uk/resources/phase/5/sentences-5c
Thursday	We are learning alternative spellings for the /n/ phoneme. Practise spelling the tricky words: water, there, where, again. Write down these words: s next, dinner, knee, gnome. What phoneme do they all contain? Add sound buttons to the words. Play speedspell with the following: : night, gnat, knife, winning, thin, sign, line, spinning, knight, thinner. Add sound buttons to each word.
Friday	We are learning alternative spellings for the /oo/ phoneme. Play speedspell with these words: : too, drool, statue, argue, cute, huge, stew, nephew. Play Best Best https://www.phonicsplay.co.uk/resources/phase/5/alt-spellings-oo Read these sentences: I flew to rescue my cute nephew. Is it true that she threw a computer across the room? A rusty screw fell out of the computer and then it blew up.



Handwriting




This week we are practising how to form capital letters	
Tuesday	Write these capital letters out in your neatest handwriting: L, I, U, T, J, Y
Thursday	Write these capital letters out in your neatest handwriting: X, W, V, Z







 VIPERS	
Wednesday	Log into Oxford Owl and access the free eBook library. Read or listen to 'The Rainbow Machine' https://www.oxfordowl.co.uk/api/digital_books/1424.html
Friday	Log into Oxford Owl and access the free eBook library. Read or listen to 'Flood' https://www.oxfordowl.co.uk/api/digital_books/1263.html

 Maths	
Monday <u>WALT: identify the physical properties of coins.</u>	To identify the physical properties of coins https://teachers.thenational.academy/lessons/to-identify-the-physical-properties-of-coins-ccrp2c Ask a grown up for a selection of coins. If you cannot find coins, use the link above to find some examples. Talk about each coin. What do you notice? What is the same, what is different? How many ways can you group the coins? Draw and label each coin.
Tuesday <u>WALT: recognise the value of</u>	To recognise the value of different coins https://teachers.thenational.academy/lessons/to-recognise-the-value-of-different-coins-part-1-c8t32e If you can, have a selection of coins and about 20 1p coins. If this is not possible, use the link to see the value of different coins.

different coins.	<p>Use the 1p coins to make these amounts:</p> <p>2p</p> <p>5p</p> <p>10p</p> <p>20p</p> <p>Extension: order these amounts from least to greatest:</p> <p>5p 10p 2p and 20p.</p>
<p>Wednesday</p> <p>WALT: recognise the value of different coins.</p>	<p>To recognise the value of different coins https://teachers.thenational.academy/lessons/to-recognise-the-value-of-different-coins-part-2-6mt68t</p> <p>Using the same coins from yesterday, how many ways can you make the following amounts:</p> <p>10p</p> <p>20p</p> <p>How many pennies are there in 50P?</p> <p>How many pennies are there in £1?</p>
<p>Thursday</p> <p>WALT: recognise the value of different coins and notes.</p>	<p>To recognise the value of different coins and notes https://teachers.thenational.academy/lessons/to-recognise-the-value-of-different-coins-and-notes-65j64e</p> <p>Remind yourself how many pennies are in 50p and £1. How many £1 coins are in £2? How many pennies would this be?</p> <p>Look at £5, £10 and £20 notes. If you don't have any at home, then use the examples on the link.</p> <p>Which do you think are greater in value, coins or notes? Discuss why you think this.</p> <p>How many £1 coins are in £5, £10 and £20 notes?</p> <p>If you had 10 x £1 coins, what notes could you change this for?</p> <p>If you had 20 x £1 coins, what notes could you change this for?</p>
<p>Friday</p> <p>WALT: compare</p>	<p>To compare different amounts of money https://teachers.thenational.academy/lessons/to-compare-different-amounts-of-money-6gwk8c</p>

different amounts of money.	<p>Recap all the names of coins and notes you have learnt.</p> <p>I have 7 x 2p coins in my purse. How much do I have in total? How else can I make this amount?</p> <p>I have 4 x 10p coins in my purse. How much do I have in total? How else can I make this amount?</p> <p>I have 7 x 5p coins in my purse. How much do I have in total/? How else can I make this amount?</p> <p>Which is greater, 7 x 2p or 12 x 1p?</p> <p>Which is greater, 5 x 10p or 12 x 5p?</p>
-----------------------------	---

Topic		
 Active Tasks	 Art/Design Technology	 Science
<p>As we are reading The Stickman Story this week, have a go at some Stick Man Yoga!</p> <p>https://www.youtube.com/watch?v=bgpvTAfTzyA</p>	<p>Last week, we looked at William Morris and his love of printing.</p> <p>Discuss ideas for things that could be used to print with. On plain paper draw some ideas of things that would be easy to find and could be used to print with from indoors or outside. An example of this could be using leaves, feathers or a sponge.</p>	<p>We can sort animals by what they eat. Read or listen to find out more.</p> <p>https://central.espresso.co.uk/espresso/primary_uk/subject/module/factfile/item1156093/grade1/module1149557/index.html?source=search-all-all-all-all&source-keywords=carnivores</p> <p>Have a go at this grouping activity.</p> <p>https://central.espresso.co.uk/espresso/primary_uk/subject/module/activity/item1158483/grade1/module1149557/index.html?source=search-all-all-all-all&source-keywords=carnivores</p>

History/Geography 	PSHE/Act of Kindness 	 RE
	Make a poster about 'being a team' Drawing and writing the qualities of teamwork.	Buddhists try to follow the example of the Buddha and to live by his teachings (by following the Middle Way and trying to reduce suffering). Devotional practice at the home shrine. Meditation. Reciting mantras
 Daily Reading	 Music	PurpleMash 2Do's 
You should be reading everyday for 20 minutes so please make sure you are recording this in your reading record. When you are reading this week, see how many of the different graphemes and tricky words we are learning this week appear in your books.	Watch 'Chicky Chicky Cha Cha' and try to find the pulse. https://youtu.be/9Rgs2Rr6Xok	Set on Purple Mash.