

# Reception



# Week Beginning: 25.04.21



## English

### Monday

WALT: from letters of the alphabet

Use sky writer to see how to form the cursive letters of the alphabet correctly.  
<https://www.ictgames.com/mobilePage/skyWriter/index.html>  
Practice writing the letters of the alphabet- don't forget to 'whoosh' in and out.

### Tuesday

WALT: retell a story by drawing a story map.

Follow along with the Oak Academy lesson 2 about the story 'The Little Red Hen'.  
<https://classroom.thenational.academy/lessons/to-sing-and-map-a-story-6wukgd>  
Have a go at making your own story map for the story.

### Wednesday

WALT: spell words by identifying the sounds.

Today you are going to work on writing a sentence all by yourself. Ask an adult to read this sentence out to you then have a go at writing it all by yourself.  
'Burn the turnip.'

### Thursday

Topic linked writing

WALT: add labels

You have been asked by Farmer McDonald to design a new enclosure for one of the animals at his farm. Design a new enclosure for one of the animals then add labels to your picture to explain what you have included. Don't forget the animal will need: food, water, shelter and a fence.

### Friday

Write to Impress

WALT write using phonic sounds and tricky words

Now it is time for you to show everyone what you can do and have a go at writing all by yourself. Can you write some simple sentences to explain What can the farm animals do?  
Here is a sentence to get you started:  
Ducks can swim.  
Chickens can .....



# Phonics

<https://www.bbc.co.uk/bitesize/topics/zvq9bdm>

## Remember to practise your Tricky Words everyday

### Monday

WALT Read some letter groups that each represent one sound and say sounds for them.  
WALT Blend sounds into words.

- Watch and practice the sound 'ar' on bbc bitesize  
<https://www.bbc.co.uk/bitesize/topics/zvq9bdm/articles/zrqtqp3>
- Blend these words: cart, tart, park.
- Have a go at writing this sentence- I eat a tart at the park.
- **Challenge:** Find one more word with our sound of the day and teach it to someone in your house.

### Tuesday

WALT Read some letter groups that each represent one sound and say sounds for them.  
WALT Blend sounds into words.

- Watch and practice the sound 'or' on bbc bitesize  
<https://www.bbc.co.uk/bitesize/topics/zvq9bdm/articles/zhg8gwx>
  - Blend these words: **Corn, Born, Torn.**
  - Have a go at writing this sentence- I can look at the corn.
- Challenge:** Find one more word with our sound of the day and teach it to someone in your house.

### Wednesday

WALT Read some letter groups that each represent one sound and say sounds for them.  
WALT Blend sounds into words.

- Watch and practice the sound 'ur' on bbc bitesize  
<https://www.bbc.co.uk/bitesize/topics/zvq9bdm>
  - Blend these words: **fur, turn, burn.**
  - Have a go at writing this sentence- **Feel the goats fur.**
- Challenge:** Find one more word with our sound of the day and teach it to someone in your house.

### Thursday

WALT Read some letter groups that each represent one sound and say sounds for them.  
WALT Blend sounds into words.

- Watch and practice the sound 'ow' on bbc bitesize  
<https://www.bbc.co.uk/bitesize/topics/zvq9bdm>
  - Blend these words: cow, how, town.
  - Have a go at writing this sentence- **A brown cow is in town.**
- Challenge:** Find one more word with our sound of the day and teach it to someone in your house.

### Friday

WALT Read some letter groups that each represent one sound and say sounds for them.  
WALT Blend sounds into words.

- Watch and practice the sound 'oi' on bbc bitesize  
<https://www.bbc.co.uk/bitesize/topics/zvq9bdm>
  - Add sound buttons to these words: coin, boil, soil.
  - Have a go at writing this sentence- **Dig for coins in the soil.**
- Challenge:** Find one more word with our sound of the day and teach it to someone in your house.



## Maths: measure

WALT: have a deep understanding of numbers within 20

Monday	Follow along and join in with Oak Academy Lesson 6 <a href="https://classroom.thenational.academy/units/depth-of-numbers-within-20-16d1">https://classroom.thenational.academy/units/depth-of-numbers-within-20-16d1</a>
Tuesday	Follow along and join in with Oak Academy Lesson 7 <a href="https://classroom.thenational.academy/units/depth-of-numbers-within-20-16d1">https://classroom.thenational.academy/units/depth-of-numbers-within-20-16d1</a>
Wednesday	Follow along and join in with Oak Academy Lesson 8 <a href="https://classroom.thenational.academy/units/depth-of-numbers-within-20-16d1">https://classroom.thenational.academy/units/depth-of-numbers-within-20-16d1</a>
Thursday	Follow along and join in with Oak Academy Lesson 9 <a href="https://classroom.thenational.academy/units/depth-of-numbers-within-20-16d1">https://classroom.thenational.academy/units/depth-of-numbers-within-20-16d1</a>
Friday	Follow along and join in with Oak Academy Lesson 10 <a href="https://classroom.thenational.academy/units/depth-of-numbers-within-20-16d1">https://classroom.thenational.academy/units/depth-of-numbers-within-20-16d1</a>






## PE

WALT: show increased control when balancing

Monday	<a href="https://classroom.thenational.academy/units/gymnastics-activity-balancing-2202">https://classroom.thenational.academy/units/gymnastics-activity-balancing-2202</a> Follow lesson 1
Tuesday	<a href="https://classroom.thenational.academy/units/gymnastics-activity-balancing-2202">https://classroom.thenational.academy/units/gymnastics-activity-balancing-2202</a> Follow lesson 2
Wednesday	<a href="https://classroom.thenational.academy/units/gymnastics-activity-balancing-2202">https://classroom.thenational.academy/units/gymnastics-activity-balancing-2202</a> Follow lesson 3
Thursday	<a href="https://classroom.thenational.academy/units/gymnastics-activity-balancing-2202">https://classroom.thenational.academy/units/gymnastics-activity-balancing-2202</a> Follow lesson 4
Friday	<a href="https://classroom.thenational.academy/units/gymnastics-activity-balancing-2202">https://classroom.thenational.academy/units/gymnastics-activity-balancing-2202</a> Follow lesson 5

# Topic

Act of kindness	 Art and Design Creative tasks	Understanding the World tasks 
<ul style="list-style-type: none"> <li>Tidy your bedroom and surprise your adult with how clean and tidy you can keep it all week.</li> <li>Help wash up after dinner.</li> <li>Remind your family at home how much you love them.</li> </ul>	<p><b>Music:</b> Follow along with Oak academy lesson 3 <a href="https://classroom.thenational.academy/lessons/the-veggie-patch-part-1-c8wk6c">https://classroom.thenational.academy/lessons/the-veggie-patch-part-1-c8wk6c</a></p> <p><b>Art- weekly project:</b> This week you need to design and build a new enclosure for one of the animals at the farm. You can build it however you like. You could use Lego, junk modelling or make it outside in the garden. Don't forget you upload any pictures onto tapestry.</p>	<p><b>Past and present</b> Using the sheet on the page below sort the pictures from the farm into past and present. What do the words past and present mean? How has farming changed? Do you think it is better now or in the past? Why?</p>
Personal, Social and Emotional Development Follow along with the Oak academy lessons all about friendship <a href="https://classroom.thenational.academy/units/my-friends-8df7">https://classroom.thenational.academy/units/my-friends-8df7</a>		<p>Daily Reading </p> <ul style="list-style-type: none"> <li>Read a Big Cat online book every day- can you upload a video of yourself reading one of the pages this week?</li> </ul> <p><b>Collins Connect</b> Go to <a href="#">Collins Connect</a> and click on the Teacher portal and enter: Username: <b>parents@harpercollins.co.uk</b> Password: <b>Parents!21</b> and click Login.</p> <ul style="list-style-type: none"> <li>Alternatively read a book from Oxford Owl <a href="https://www.oxfordowl.co.uk">https://www.oxfordowl.co.uk</a></li> </ul>
<h2>PurpleMash 2Do</h2>		
<ul style="list-style-type: none"> <li>This week's 2Do</li> </ul>		

Past

Present

