



English

Monday <u>WALT:</u>	Bank Holiday
Tuesday <u>WALT: write scene descriptions</u>	Think of 3 different places that you can include in your sequel to the stickman. For each place, write 3 sentences to describe what it looks like and what happened there. E.g. The stickman was put in a smelly bin and went on a bumpy ride to the recycling centre. Extension: Use expanded noun phrases.
Wednesday <u>WALT: write a beginning and middle of a story.</u>	Draw 2 boxes on a page of your home learning book or on a piece of paper. These will be for you to draw a scene for the beginning and middle of your sequel to the stickman story. Write at least 3 exciting sentences for the beginning and middle of the story. This is the start of your plan for writing on Friday. Using your scene descriptions from yesterday's lesson to help you plan your beginning and middle part of the sotry.
Thursday <u>WALT: write the ending to a story.</u>	Draw 1 more box on your page or piece of paper. This is for the ending for your story. Write 3 sentences to end your sequel to the stickman. Extension: Use and to join sentences
Friday <u>WALT: write a story with a beginning, middle and end.</u>	Using your plans from each day this week, you are going to write a sequel to the Stickman. You have all you need and you can do a great job with your writing. Remember to include capital letters, full stops, correct letter formation, finger spaces and use exciting adjectives. Have a go at using time openers, and to join sentences and expanded noun phrases.

WALT = We are learning to (focus of the lesson)



Phonics

Revise phase 2, 3 and 5 sounds using flash cards and phase 2, 3 and 5 tricky words every day.

Monday	Bank holiday
Tuesday	We are learning alternative spellings for the /ow/ phoneme. Play phoneme spotter https://www.phonicsplay.co.uk/resources/phase/5/alt-spellings-ow writing out all the different graphemes that can be used to represent the phoneme.
Wednesday	We are learning alternative spellings for the /ow/ phoneme. Practise reading the tricky words: thought, through, work, mouse. https://www.phonicsplay.co.uk/resources/phase/5/train-your-brain-ph5 Play train your brain with those tricky words and the word sort https://www.phonicsplay.co.uk/resources/phase/5/alt-spellings-ow
Thursday	We are learning alternative spellings for the /ng/ phoneme. Clap the syllables for the following words: wrong, sing, drinking, stinking, blinking, thinker. Play speedspell with these words: bring, singing, strong, winking, thing, conker, string, dunking, long. Highlight the /ng/ phoneme in each word.
Friday	We are learning alternative spellings for the /ow/ phoneme. Practise spelling: water, where, there, again, thought, through, work, mouse. Write out these words and use robot arms to sound them out: sound, brown, loud, crowd, found, owl, around, clown, pound, crown.



Handwriting

This week we are practising how to form

Tuesday	Write these capital letters out in your neatest handwriting: V, W, X, Y
Thursday	Write these capital letters out in your neatest handwriting: R, M, N, H, B, K, P












VIPERS

Wednesday	Log into Oxford Owl and access the free eBook library. Read or listen to 'What was it like?' https://www.oxfordowl.co.uk/api/digital_books/1466.html
Friday	Log into Oxford Owl and access the free eBook library. Read or listen to 'East of the sun, west of the moon' https://www.oxfordowl.co.uk/api/digital_books/1251.html



Maths

Monday WALT:	Bank holiday
Tuesday WALT: use addition and subtraction in the context of money.	https://classroom.thenational.academy/lessons/to-use-addition-and-subtraction-in-the-context-of-money-cmv32c Key words: value, add, subtract, column, row.

	9p	9p	7p	12p
9p				
6p				
14p				
8p				

Have a go at completing the grid:


The columns and the rows have to add up to the totals shown. Use your knowledge of coins from your learning last week to fill in the missing coins.

Wednesday
WALT:
exchange
money for
items

<https://classroom.thenational.academy/lessons/to-exchange-money-for-items-crv3je>

Key words: buy, sell, afford, pence, pounds, value, worth.

You have the following coins: 10p, 10p, 2p, 2p, 2p. What could you buy from the following image?



Extension: What coins would you need to buy the items costing 50p and £1.

Thursday
WALT: find the
cost of two
items.

<https://classroom.thenational.academy/lessons/to-find-the-total-cost-of-two-items-c8vkgr>

Key words: buy, sell, altogether, pence, pounds, total, cost.

What is greatest: 22p, 14p, 43p or 34p? Discuss why you think this.

Fairyland



	Cake.....	40 p
	Apple.....	20 p
	Sandwich.....	50 p
	Chocolate biscuit.....	10 p
	Orange juice.....	30 p
	Banana.....	30 p
	Milk.....	40 p

I would like to buy a chocolate biscuit and a banana. How much do they cost altogether?

Work out the cost of the following items:

Cake and apple

Sandwich and orange juice

Milk and sandwich.







Use a part-whole model to help if you need it.

Friday
WALT:
calculate the
amount of
change
needed

<https://classroom.thenational.academy/lessons/to-calculate-the-amount-of-change-needed-part-1-69j3ee>

Key words: buy, sell, change, pence, pounds, total, cost.









Toy Shop



How much change would be given if you brought each item separately?

Use a part-whole model to help if needed.

Topic		
 Active Tasks Look through the selection of videos that are on BBC super movers. Have a go at as many as you like! https://www.bbc.co.uk/teach/supermovers/pshe-collection/zng8vk7	 Art/Design Technology Look carefully at the flowers that William Morris created in his art https://www.wikiart.org/en/william-morris Practise drawing a flower using the link below. https://www.youtube.com/watch?v=2kJESr9CH8w	Science Choose your favourite animal. Write a description of the animal and include whether it's a carnivore, herbivore or omnivore. Write a list of the food it eats and finish with a picture.
History/Geography 	PSHE/Act of Kindness 	 RE
	Help do the washing up for 3 days. Maybe you could try drying up and putting things away?	Hindus try to follow one of three paths in their lives. Loving devotion, knowledge and good works or actions. Discuss what you think this means. Think of 3 things you could do every day that would help that way you think, act and speak. Try doing them for 1 week.
 Daily Reading	 Music	PurpleMash 2Do's 
You should be reading everyday for 20 minutes so please make sure you are recording this in your reading record. When you are reading this week, see how many of the different	https://youtu.be/bKSoCqw9bPY Use the above link to take part in a drum workshop. Pause the video at any time to discuss or practise your drumming.	Set on Purple Mash.



graphemes and tricky words we are learning this week appear in your books.		
---	--	--