



English

Monday <u>WALT: write a character description</u>	Listen to the story of Snow White and Seven Dwarfs https://www.youtube.com/watch?v=o8ZvTerQzfk Once you have listened to it, you are going to plan 2 different characters. First, draw a picture of your characters and colour them in. Write 3 sentences to describe your new characters and give them a name. Remember to include adjectives. <u>Extension:</u> Included an expanded noun phrase.
Tuesday <u>WALT: write a scene description</u>	Think about where your character gets taken. Try to think of somewhere different, not just the woods or forest. It could be a desert or a busy town centre. Remember to include adjectives.
Wednesday <u>WALT: plan the beginning and middle of a story</u>	Listen to the story again https://www.youtube.com/watch?v=o8ZvTerQzfk Draw 3 boxes on a page of your home learning book or on a piece of paper. These will be for you to draw a scene for the beginning and middle of your alternative version of Snow White and the Seven Dwarfs. Write at least 4 sentences for each beginning, middle and end of the story. This is a plan for your writing tomorrow.
Thursday <u>WALT:</u>	Using your plans from each day this week, you are going to retell your version of the Snow White and the Seven Dwarfs. You have all you need and you can do a great job with your writing. Remember to include capital letters, full stops, correct letter formation, finger spaces and use exciting adjectives. You should aim for at least half a page of quality writing.
Friday <u>WALT:</u>	Inset day

****WALT = We are learning to (focus of the lesson)****



Phonics

Revise phase 2, 3 and 5 sounds using flash cards and phase 2, 3 and 5 tricky words every day.

Monday	We are learning alternative spellings for the /ar/ phoneme. Play phoneme spotter and identify all the /ar/ sounds. https://www.phonicsplay.co.uk/resources/phase/5/alt-spellings-ar
Tuesday	We are learning alternative spellings for the /ar/ phoneme. Play word sort and discuss which phoneme appears to be most popular. https://www.phonicsplay.co.uk/resources/phase/5/alt-spellings-ar Practise writing the tricky words: many, laughed, because, different
Wednesday	We are learning alternative spellings for the /s/ phoneme. Discuss the words: snake, hiss, acid, scissors. Sound talk each word and identify the /s/ phoneme in each word. Play speed spell: kissing, ice, sitting, scent, nose, December, missing, scene.
Thursday	We are learning alternative spellings for the /ar/ phoneme. Read the sentences that contain the /ar/ phoneme. https://www.phonicsplay.co.uk/resources/phase/5/sentences-5c
Friday	Inset day



Handwriting

This week we are practising how to form

Tuesday	Write these capital letters out in your neatest handwriting: r, b, n, h, m, k, p.
Thursday	Write these capital letters out in your neatest handwriting: v, w, x, z.



VIPERS

Wednesday	Log into Oxford Owl and access the free eBook library. Read or listen to 'Escape of the Giant Chicken' https://www.oxfordowl.co.uk/api/digital_books/1254.html
-----------	--

Friday

Log into Oxford Owl and access the free eBook library. Read or listen to 'When Animals Invade'
https://www.oxfordowl.co.uk/api/digital_books/1467.html



Monday
WALT:
compare
capacity

Comparing capacity. <https://classroom.thenational.academy/lessons/comparing-capacity-70v68t>


Key words: less, more, most, least, capacity.

Find 3 containers of different sizes. Predict which one can hold most. Fill them with water and find out if you were right.

Comparing capacity




☐ holds **less** water than .

☐ holds **more** water than .

☐ holds the **most** water.

☐ holds the **least** water.


☐ holds **more** water than .

 holds **less** water than ☐.

Tuesday
WALT:
compare
capacity:
measures

Comparing capacity: Measures. <https://classroom.thenational.academy/lessons/comparing-capacity-measures-60tp4d>

For this lesson you will need to find 4 or more containers or jugs that are different sizes and a cup. For each container, you need to predict how many cups of water it can hold. Use the sheet to record your findings.

Use  as 1 unit.

item	prediction	capacity (the capacity is about — units.)
	<input type="text"/> units	<input type="text"/> units
	<input type="text"/> units	<input type="text"/> units
	<input type="text"/> units	<input type="text"/> units
	<input type="text"/> units	<input type="text"/> units

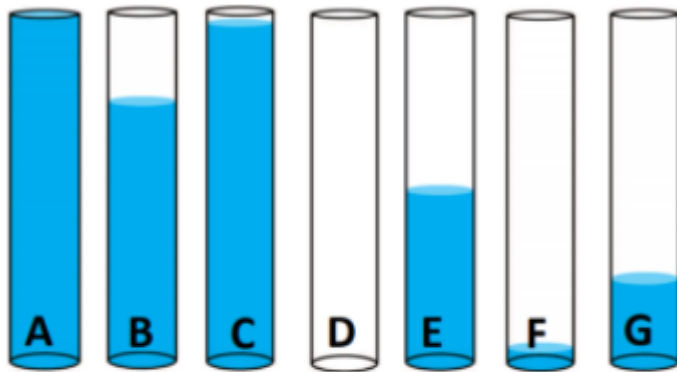
The _____ has the greatest capacity.

The _____ has the smallest capacity.

Wednesday
WALT:
compare
volume

Comparing volume. <https://classroom.thenational.academy/lessons/comparing-volume-6rw38t>

Key words: capacity, volume. Discuss the meaning and difference between the 2 words.



Order these containers from the **least** volume to the **greatest**.

D

Container holds the **greatest** volume of water.

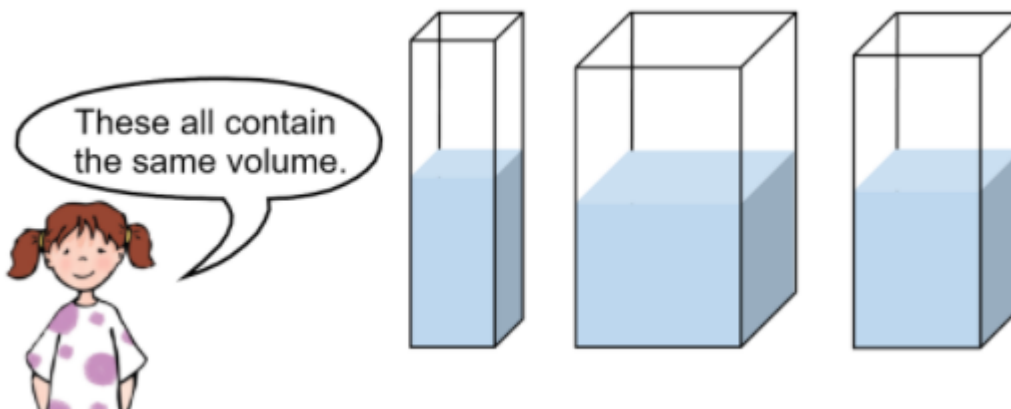
Container holds the **smallest** volume of water.

Say this:
This container is _____

Word bank:
Empty
A quarter empty
Nearly empty
A quarter full
Half full
Nearly full
Full

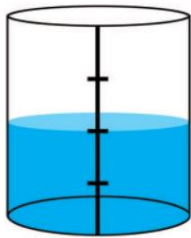
Thursday
WALT:

Halves and Quarters. <https://classroom.thenational.academy/lessons/halves-and-quarters-6gvkjd>

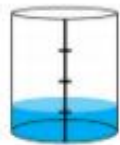
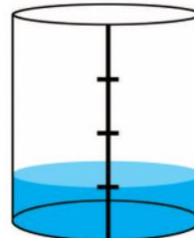


Is the girl correct? Discuss
with someone at home.

How full is this container?



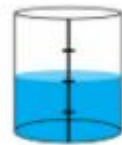
How full is this container?



=



cup A



=



cup B

Complete the sentences.

1) The capacity of cup A is _____ the capacity



of _____.

2) I would need to pour _____ into



to fill it.

3) The capacity of cup B is _____ the capacity



of _____.

4)  filled up cup A and poured it into cup B twice. What











did cup B look like? Why?

5)  fills  with cup A and cup B. How many of each

cup did she pour?

Use the link above to watch videos and answer the quiz questions.

Friday WALT:	Inset day

Topic		
 Active Tasks Use the link to have a go at some of the 10 minute shake up activities. https://www.nhs.uk/10-minute-shake-up/shake-ups 	 Art/Design Technology Find a flower that you can draw from your garden or home. If you cannot find one, use an image from online. Observe the flower and draw it as you see it. Remember to think about using different tones and pressure of the pencil to make the lines lighter and darker.	 Science Watch the video about plants https://www.bbc.co.uk/bitesize/topics/zpxnyrd/articles/z3wpsbk Create a plant using junk modelling, lego or playdough. Write a label for these different parts: roots, stem, leaves and petal.
History/Geography	 PSHE/Act of Kindness 	 RE
	Make a phone call to someone in your family you haven't seen in a long time. Ask them how they are.	Watch the video on the 5K's of Sikhism. https://www.bbc.co.uk/bitesize/clips/zvn34wx For each one, draw a picture and write the name of the item and then a description of what it represents.
 Daily Reading	 Music	 PurpleMash 2Do's
You should be reading everyday for 20 minutes so please make sure you are recording this in your reading record. When you are	Using the link: https://www.youtube.com/watch?v=kqof84_WR1s Have a go at keeping the beat with this body percussion activity.	Set on Purple Mash.

reading this week, see how many of the different graphemes and tricky words we are learning this week appear in your books.	There are more videos down the left to try if you want to continue.	
---	---	--