



English

Monday <u>WALT: write a character description</u>	Listen to the story of Little Red Riding Hood https://www.youtube.com/watch?v=ivg_Yc-YDYo&t=7s Once you have listened to it, you are going to plan 2 different characters. First, draw a picture of your characters and colour them in. Write 3 simple sentences to describe your new characters and give them a name. Remember to include adjectives. <u>Extension:</u> Included an expanded noun phrase.
Tuesday <u>WALT: write a scene description</u>	Pick 2 different places that your characters might visit and 1 problem they encounter. E.g. Little Blue Bobby was walking through the dark town and saw a tall house on fire. Remember to include adjectives.
Wednesday <u>WALT: plan the beginning and middle of a story</u>	Listen to the story again https://www.youtube.com/watch?v=ivg_Yc-YDYo&t=7s Draw 2 boxes on a page of your home learning book or on a piece of paper. These will be for you to draw a scene for the beginning and middle of your alternative version of Little Red Riding Hood. Write at least 2 sentences for each beginning and middle of the story. This is the start of your plan for writing on Friday.
Thursday <u>WALT: write the ending of a story</u>	Listen to story again https://www.youtube.com/watch?v=ivg_Yc-YDYo&t=7s Draw 1 more box on your page or piece of paper. This is for the ending for your story.
Friday <u>WALT: retell a Story</u>	Using your plans from each day this week, you are going to retell your version of Little Red Riding Hood. You have all you need and you can do a great job with your writing. Remember to include capital letters, full stops, correct letter formation, finger spaces and use exciting adjectives.

****WALT = We are learning to (focus of the lesson)****



Phonics

Revise phase 2, 3 and 5 sounds using flash cards and phase 2, 3 and 5 tricky words every day.

Monday	We are learning alternative spellings for the /igh/ phoneme. Play phoneme spotter https://www.phonicsplay.co.uk/resources/phase/5/alt-spellings-igh Read and write the following sentences: The bright light hurts my eyes. A tiny sprite might hide behind my nice sofa. Did a fine ship, called the Titanic, hit an iceberg a long time ago.
Tuesday	Using the link https://www.satspapers.org.uk/Page.aspx?TId=21 select a phonic screen from the 'assessment materials' column. Segment each word then blend it to say the word. You must use your robot arms.
Wednesday	We are learning alternative spellings for the /oa/ phoneme. Practise reading these words: day, made, came, make, very. Write out the following sentences highlighting the alternative spellings for /oa/: I froze my nose on the cold window. I broke a bone in my little toe. If you stole my phone, I would turn you into a toad.
Thursday	We are learning alternative spellings for the /f/ or /m/ phoneme. Use https://www.phonicsplay.co.uk/resources/phase/5/sentences-5c-for-f-and-m/ phoneme. Read the following sentences spotting the /f/ or /m/ phoneme: Most dolphins like swimming in the foaming surf. Can you use a phone with your thumbs? A frog must memorise the alphabet
Friday	Using the link https://www.satspapers.org.uk/Page.aspx?TId=21 select a phonic screen from the 'assessment materials' column. Segment each word then blend it to say the word. You must use your robot arms.



Handwriting

This week we are practising how to form:

Tuesday	Write these tricky words out as neat as you can 10 times: many, laughed, because, different.
Thursday	Write these tricky words out as neat as you can 10 times: thought, through, work, mouse.



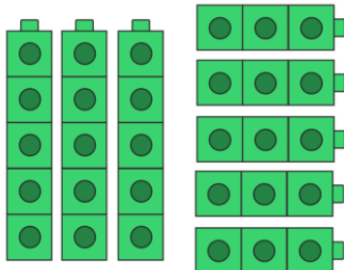
VIPERS


Wednesday	Log into Oxford Owl and access the free eBook library. Read or listen to 'Key Trouble' https://www.oxfordowl.co.uk/api/digital_books/1293.html
Friday	Log into Oxford Owl and access the free eBook library. Read or listen to 'The Flying Machine' https://www.oxfordowl.co.uk/api/digital_books/1404.html



Maths

Monday <u>WALT: share a total equally and find the number of groups.</u>	To share a total equally and find the number of groups part 1. https://classroom.thenational.academy/lessons/to-share-a-total-equally-and-find-the-number-of-groups-part-1-65hkad Star words: equal, share, fair, equally, groups. Put 20 pennies, lego bricks or something similar in a bag. You must share the items between 2 people/plates. Take out 2 items and share. Do you have equal groups? Now take 3 items out. Can
---	---

	<p>you share the 3 items equally? Repeat with 4, 5, 6 items all the way up to 20. Write a list of numbers that make 2 equal groups and a list of numbers that do not share equally.</p> <p>Extension: Find out what numbers can be shared equally in 3 groups.</p>
<p>Tuesday</p> <p><u>WALT: share a total equally and find the number of groups.</u></p>	<p>To share a total equally and find the number of groups part 2.</p> <p>https://classroom.thenational.academy/lessons/to-share-a-total-equally-and-find-the-number-of-groups-part-2-61jp8r</p> <p>Draw 8 sweets. Show groups of 2. There are ____ groups of 2.</p> <p>Get 21 lego bricks. Put them in groups of 3. There are ____ groups of 3.</p> <p>Draw 20 flowers. Show groups of 4. There are ____ groups of 4.</p> <p>Get 40 bits of pasta. Group them in 5s. There are ____ groups of 5.</p>
<p>Wednesday</p> <p><u>WALT: explore arrays</u></p>	<p>To explore arrays part 1.</p> <p>https://classroom.thenational.academy/lessons/to-explore-arrays-part-1-6mvkcd</p> <p>Star words: equal groups, array, row, column.</p> <p>Get 10 objects and place them in rows of 5. How many rows have you got? Now arrange them in columns of 5. How many rows are there now and how many apples in each row? How many apples are there altogether?</p> <div style="display: flex; align-items: center;">  <div style="margin-left: 20px;"> <p>What is the same? What is different?</p> <p>What other arrays can you create? Draw and label them.</p> </div> </div>
<p>Thursday</p> <p><u>WALT: explore arrays</u></p>	<p>To explore arrays part 2.</p> <p>https://classroom.thenational.academy/lessons/to-explore-arrays-part-2-71hp2t</p> <p>Star words: equal groups, array, row, column.</p>



Represent the apples using lego, pasta etc and put them in rows of 6. How many rows are there?

How many apples altogether?

Now put them in columns of 6. How many rows do you have and how many in each row?

3 groups of 4	4 groups of 3


Complete the arrays by drawing.

Friday
WALT:
develop
understanding
of halves and
quarters.

To develop understanding of halves and quarters of quantities.

<https://classroom.thenational.academy/lessons/to-develop-understanding-of-halves-and-quarters-of-quantities-ccup4r>

Star words: fraction, equal parts, whole, divide, half, quarter.



Half the oranges are on the plate. The other half are in the bag. How many oranges are there altogether?

Get 12 lego bricks or pasta pieces. You need to find quarter of them. How many groups will you have?



There are quarter of an amount of apples in one bag. How many apples are in the other bags? How many apples altogether?



I have **one quarter** of the apples. How many apples are there altogether?

The whole is ____ apples.









One quarter of ____ is ____.




The whole is ____ apples.

One quarter of ____ is ____.

I have **one quarter** of the apples. How many apples are there altogether?



Topic		
 Active Tasks	 Art/Design Technology	 Science
https://www.youtube.com/watch?v=L8eMSTZ1LbI Some down in the woods yoga to keep you active this week.	Research the artist – Andy Goldsworthy. Using some materials from your back garden, create a piece of land art in the style of Andy Goldsworthy. 	Find a plant or image of a plant. Pull apart the plant and create an exploded view of the plant. OR Draw the plant in an exploded view. Label the root, stem, leaves and petals. Write a sentence for each label stating what it does.
History/Geography 	PSHE/Act of Kindness 	 RE
Use google maps to find a wooded area or national park. Do some research and write a list of the animals you might find there.	Help do the washing up or loading the dishwasher.	Research the Hindu creation story, there are many of them so pick one you like. Create a picture or series of pictures to show how Hindus believe the world was created. 

 Daily Reading	 Music	PurpleMash 2Do's 
<p>You should be reading everyday for 20 minutes so please make sure you are recording this in your reading record. When you are reading this week, see how many of the different graphemes and tricky words we are learning this week appear in your books.</p>	<p>https://youtu.be/eP8AFCSZzAg Have a listen and sing along. What do you notice about the pulse and tempo?</p>	<p>2Do set on purplemash.</p>