



English

Monday <u>WALT: recall events from year 1.</u>	It is your final full week in year 1. Draw at least 5 pictures of fun times or memories from this year. Around the outside of each picture, write down a list of adjectives and key words.
Tuesday <u>WALT: write sentences with capital letters and full stops</u>	For each picture you drew yesterday, write at least one sentence to go with it. You must include adjectives, capital letters and full stops. Extension: use and to join 2 sentences.
Wednesday <u>WALT: use role play to get into character.</u>	Listen to the story 'A tale of two feathers' https://www.youtube.com/watch?v=MsIku5O-3YY Once you have listened to it, get into character as Otis Owl searching for the owner of the blue feather. Move around like Otis and think like him. How do you think he feels when he can't find the owner of the blue feather?
Thursday <u>WALT: edit our writing.</u>	Taking your sentences from yesterday, think about how to improve them. Can you add a different adjective or use an expanded noun phrase? Write the sentences using different adjectives or expanded noun phrases.
Friday <u>WALT: write a series of sentences about our time in year 1.</u>	In your neatest handwriting and using your draft from yesterday, write a series of sentences about your memories and time in year 1. Include lots of positive language, adjectives, capital letters, full stops and try to use verbs and adverbs too.

****WALT = We are learning to (focus of the lesson)****



Phonics

Revise phase 2, 3 and 5 sounds using flash cards and phase 2, 3 and 5 tricky words every day.

Monday	We are learning alternative spellings for the /igh/ phoneme. Play phoneme spotter https://www.phonicsplay.co.uk/resources/phase/5/alt-spellings-igh Read and write the following sentences: The bright light hurts my eyes. A tiny sprite might hide behind my nice sofa. Did a fine ship, called the Titanic, hit an iceberg a long time ago.
Tuesday	Using the link https://www.satspapers.org.uk/Page.aspx?TId=21 select a phonic screen from the 'assessment materials' column. Segment each word then blend it to say the word. You must use your robot arms.
Wednesday	We are learning alternative spellings for the /oa/ phoneme. Practise reading these words: day, made, came, make, very. Write out the following sentences highlighting the alternative spellings for /oa/: I froze my nose on the cold window. I broke a bone in my little toe. If you stole my phone, I would turn you into a toad.
Thursday	We are learning alternative spellings for the /f/ or /m/ phoneme. Use https://www.phonicsplay.co.uk/resources/phase/5/sentences-5c for /f/ and /m/ phoneme. Read the following sentences spotting the /f/ or /m/ phoneme: Most dolphins like swimming in the foaming surf. Can you use a phone with your thumbs? A frog must memorise the alphabet
Friday	Using the link https://www.satspapers.org.uk/Page.aspx?TId=21 select a phonic screen from the 'assessment materials' column. Segment each word then blend it to say the word. You must use your robot arms.



Handwriting

This week we are practising how to form

Tuesday	Write out these tricky words in your best handwriting: day, made, came, make, very.
Thursday	Write out these tricky words in your best handwriting: some, come, were, who.



VIPERS

Wednesday	Log into Oxford Owl and access the free eBook library. Read or listen to 'Escape of the Giant Chicken' https://www.oxfordowl.co.uk/api/digital_books/1254.html
Friday	Log into Oxford Owl and access the free eBook library. Read or listen to 'Finn MacCool' https://www.oxfordowl.co.uk/api/digital_books/1262.html













Maths

Monday WALT: compare numbers on a number line	<p>To compare numbers within 100 on a number line.</p> <p>https://teachers.thenational.academy/lessons/to-compare-numbers-within-100-on-a-number-line-6owpcd</p> <p>Compare the following number using a 100 number line:</p> <p>20 and 50.</p> <p>40 and 60.</p> <p>30 and 70.</p>
---	--

	<p>What is the same? What is different?</p> <p>Can you count backwards from 100 in 10s?</p>
<p>Tuesday</p> <p><u>WALT: compare numbers on a place value chart</u></p>	<p>To compare numbers within 100 on a place value chart.</p> <p>https://teachers.thenational.academy/lessons/to-compare-numbers-within-100-on-a-place-value-chart-6mrp6r</p> <p>Using a white board or paper. Make a place value chart and say what is different and what is the same for the following pairs of numbers:</p> <p>49 and 50.</p> <p>67 and 68.</p> <p>72 and 82.</p>
<p>Wednesday</p> <p><u>WALT: to order numbers within 100</u></p>	<p>To order numbers within 100 part 1. https://teachers.thenational.academy/lessons/to-order-numbers-within-100-part-1-65jkat</p> <p>Which number has the greatest value? 45 or 63? How do you know? Where would 59 go?</p> <p>Make or use a place value chart to work out the value of these numbers and then put them in the correct order smallest to greatest:</p> <p>50, 34, 67, 45.</p> <p>78, 92, 81, 53.</p> <p>39, 22, 29.</p>
<p>Thursday</p> <p><u>WALT: to order numbers within 100</u></p>	<p>To order numbers within 100 part 2. https://teachers.thenational.academy/lessons/to-order-numbers-within-100-part-2-6nk64d</p> <p>Use dienes or something similar to make and order these numbers from greatest to smallest:</p> <p>18, 25, 48, 22, 71, 22.</p> <p>37, 19, 90, 95, 63, 77.</p> <p>12, 18, 22, 25, 48, 71.</p>

<p>Friday</p> <p><u>WALT: identify patterns within a sequence of numbers</u></p>	<p>To identify patterns within a sequence of numbers.</p> <p>https://teachers.thenational.academy/lessons/to-identify-patterns-within-a-sequence-of-numbers-65h34r</p> <p>Look at the following sets of numbers and say what the pattern is. Use the words increasing and decreasing:</p> <p>10, 20, 30, 40, 50.</p> <p>16, 14, 12, 10, 8.</p> <p>5, 10, 15, 20, 25.</p> <p>62, 60, 58, 56, 54.</p> <p>Challenge: What would come next in each sequence.</p>
--	--

Topic		
 <p>Active Tasks</p> <p>https://www.youtube.com/watch?v=L8eMSTZ1LbI</p> <p>Some down in the woods yoga to keep you active this week.</p>	 <p>Art/Design Technology</p> <p>Research the artist – Andy Goldsworthy. Using some materials from your back garden, create a piece of land art in the style of Andy Goldsworthy.</p> 	 <p>Science</p> <p>Research your favourite animal. Write down some interesting facts that you find out.</p> <p>Draw a picture of the animal and underneath, neatly write your facts.</p>
<p>History/Geography </p>	<p>PSHE/Act of Kindness </p>	<p> RE</p>

Use google maps to find a wooded area or national park. Do some research and write a list of the animals you might find there.	Help do the washing up or loading the dishwasher.	Create a calming picture of the natural world. It might be a jungle scene, a forest scene or an ocean scene. Colour it in beautifully and write 3 sentences about something you are thankful for and why.
 Daily Reading	 Music	PurpleMash 2Do's 
You should be reading everyday for 20 minutes so please make sure you are recording this in your reading record. When you are reading this week, see how many of the different graphemes and tricky words we are learning this week appear in your books.	https://youtu.be/eP8AFCSZzAg Have a listen and sing along. What do you notice about the pulse and tempo?	2Do set on purplemash.