













































Barnes Farm
Year 1
Phonics Screen
Meeting
27th April 2017



What is phonics?

- Children are taught to read by breaking down words into separate sounds or 'phonemes'. They are then taught how to blend these sounds together to read the whole word.
- Children have a 30mins phonics lesson each day and they are encouraged to use these strategies to read and write in other lessons.
- There are around 40 different sounds.



a 	o 	x 	t 	e 	p 	r 	i 	n 	m 	h 	b 	d 	g 
s ss 	c k ck 	q qu 	u oo 	j 	y 	ch 	sh 	th 	w wh 				
v 	f ff ph 	ow ou 	l ll 	oa ow oe o e 	oo ue ew u e 	ar 							
ng 	z zz 	ai ay a e 	ear 	igh ie i e 	ee e e ea 	air 							
ure 	oi oy 	or aw au 	er ur ir 	I no go the to into he she we me be was									
you they all are my her said have like so do come some were there little one when out what													

Why are the children being screened?

- Every Year 1 child in the country will be taking the phonics screening check in the same week in June.
- An assessment of the **child's ability to decode** words using phonics.
- The aim is to **pick up any children who are struggling** with phonics, so that they can be given extra support.
- All schools must set the test in a specified week in **June**. (End of year 1)
- It takes **5-10 minutes**.
- Children are asked to **read a list of 40 words** - some are real words and some are **non-words**.

What will the children be expected to do?

- The check is very similar to tasks the children already complete during phonics lessons.

- Children will be asked to 'sound out' a word and blend the sounds together.eg d-o-g - dog



- The focus of the check is to see which sounds the children know and therefore the children will be asked to read made up 'nonsense' words.

THIS IS NOT A READING TEST



Examples of words:

in

at

beg

sum


ot



vap



osk



ect



When will the screening take place?

- The screening will take place throughout the week beginning **Monday 12th June**. The children cannot retake the test at any other time so it is very important your child is in school during this week.
- The check has been designed so that children of all abilities will be able to take part.



Who will complete the check?

- The children will complete the check one at a time in a quiet area of the school.
- The class teacher will conduct all of the screening checks with the children.
- The screening will only take 5-10mins with each child.



Shhhhh!

How can you help?

Encourage your child to 'sound out' when reading or writing. Focusing particularly on spotting more unusual sound patterns.

Digraph- 2 letters making one sound

cow

Trigraphs- 3 letters making one sound

night

Split digraphs- 2 vowels with a consonant inbetween. Use to be known as the magic e!

spine - i_e

How can you help?

- With the children we focus on pure sounds not letter names.

e.g: **e** is sounded as '**eh**' not '**eee**'

f is sounded as '**ffff**' not '**eff**'

- It is also important when the children develop sound awareness and use PURE sounds for the sound at the beginning, end or middle of a word that they do not swar i.e. the sound does not contain 'er' or 'uh'

e.g: '**b**' and not '**buh**' or '**g**' and not '**ger**'

How can you help?

- Encourage your child to use their sound mat when writing and use their actions to find the sound they need.
- Please continue to read with your child as usual and encourage them to:
 - Sound out
 - Re-read to check it makes sense.

How can you help?

Children can practise their phonics by playing games or using programmes online.

N.B. Word of Warning! there are many Apps which can be downloaded, but some of the American apps are not compatible with synthetic phonics.

Examples of websites include:

- Phonics Play - <http://www.phonicsplay.co.uk/>
- Mr Thorne does Phonics - mrthorne.com/home/phonics/letters-and-sounds/
- Letters and Sounds: www.letters-and-sounds.com

How can you help?

• If you have a printer, you can print off bingo cards with words on them. Then play with the online bingo game. Good for practising blending

http://www.ictgames.com/blendingBingo_LS.html

- The children particularly like 'Buried Treasure' where the children read the words and sort them into real and nonsense words based on a pirate theme.



<http://www.phonicsplay.co.uk/BuriedTreasure2.html>

How can you help?

Some lovely games to practise long-vowel sounds, CVC words and adjacent consonants. Activities to print out as well as online games.

<http://www.bbc.co.uk/schools/wordsandpictures/longvow/index.shtml>

Age appropriate activities - not just phonics.

<http://www.oxfordowl.co.uk/for-home/reading-site/fun-ideas/age-5-6--2>

Questions?

