



# Year 2



# Menu

Today's tasks

Date:23.3.20



## English – Writing

WALT: write a character description.

Using adjectives, write a character description of the Iron Man. Imagine you are describing The Iron Man to somebody that has never seen him before. What would you say?

Things to include:

- How he moves
- What he looks like
- How he is feeling

### **Presentation expectations.**

Work to be completed in the children Purple home learning book. Date and WALT to be written at the top of the page.

### **Website to visit/game**

To give you some ideas on what the Iron Man is like watch this clip.

<https://www.bbc.co.uk/bitesize/clips/z878q6f>

### **Challenge Activity**


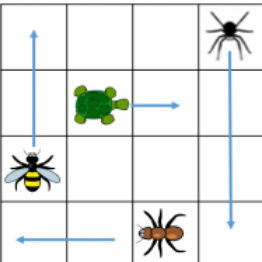

Use words containing suffixes e.g ly, ment, ness

## Maths – Position and direction.



WALT: understand position and direction.

Complete the stem sentences to describe the movements made.

The  has moved 1 square _____.	
The  has moved ____ squares _____.	
The ____ has moved 2 squares up.	
The ____ has moved ____ squares down.	

Questions:

- Can you show me your left hand?
- Can you show me your right hand?
- Can you jump forwards?
- Can you jump backwards?

Children to fill in the missing sentences to describe the movements the animals have made. Write these sentences in your Purple Home Learning Book.

### Website to visit/game

Have a go at making the beebot move.

<https://www.terrapinlogo.com/emu/beebot.html>

### Challenge Activity

Can you create a movement story for The Iron man?

Draw a grid and explain the route The Iron man needs to take to get to the other side.

## Active Task



Complete the 2 Supermovers Videos.

<https://www.bbc.co.uk/teach/supermovers/ks1-maths-position-&-direction/zhh9scw> (Links to Maths)

<https://www.bbc.co.uk/teach/supermovers/ks1-english-adjectives-adverbs-with-johnny-inel/znfjbdm> ( Links to English)

## Creative Task



Have a go at drawing your own Iron giant.

Think about:

- What different shapes you could use
- What different colours your iron giant may be
- How your iron giant is different from The Iron Man





### Act of Kindness Task

Help your family make Breakfast/Lunch/Dinner today. Take a picture and Upload it to Seesaw. Show us what you have been making.



### Today's Story



Log on to Collins Big Cat Books – Login details are in your Home Learning Pack / Reading Diaries.

<https://connect.collins.co.uk/school/portal.aspx>

Read a book from your colour band. Let us know what you think of your book.

Listen to and watch The Monster Crisp-Guzzler.

<https://www.bbc.co.uk/programmes/p011t3y9>



### Topic Task

WALT: select and use a range of material

Make a model Iron Man/ Robot out of different materials. Describe the different materials you have used.

You could use :

- Lego
- Carboard Boxes
- Knex
- Blocks

Don't forget to take a picture!

