















Today's tasks

Date: Thursday 7<sup>th</sup> May 2020



English – Writing (20 mins)  
WALT use the suffixes -s and -es

Fill in the table by writing out the noun and add -s or -es in the plural column.

Singular	Plural
	
	
	
	
	
	
	

If the word ends with one of these sounds...

sh

ch

ss

s

x

z

...then add 'es'

### Challenge Activity –

Pick 4 of the above singular and plural words and write a sentence with both of them e.g. On one plant I saw one bee and on another plant I saw two bees.

Maths (20 mins)  
WALT add and subtract.



This week's home learning will be using the White Rose videos and activities. Please watch the video together, then have a go at the activities by clicking on the tab next to it. When you have finished you can check your answers together. You can talk through any mistakes together and discuss how they can be corrected. Once finished, please feel free to explore the other websites on our school webpage if you would like to do more.

Today's lesson can be found here <https://whiterosemaths.com/homelearning/year-1/> Summer Term – week 3 (w/c 4<sup>th</sup> May) Lesson 4.  
Record in your purple book.



### Phonics

Spend 10 minutes working on through some more pages from the Phonics booklet.

Login to Phonicsplay and click phase 5. Then scroll down to Crater Creature Countdown and play plurals ending in -s and -es.



Plurals ending in -s

Plurals ending in -es

## Active Task



# what's your name? fit activity for kids

SPELL OUT YOUR FULL NAME AND COMPLETE THE ACTIVITY LISTED FOR EACH LETTER. FOR A GREATER CHALLENGE INCLUDE YOUR MIDDLE NAME & DO EACH ONE TWICE! FOR VARIETY YOU CAN USE A FAVORITE CHARACTER'S NAME OR A FAMILY MEMBER'S NAME.

- |   |  |
|---|--|
| <b>A</b> jump up & down 10 times                      | <b>N</b> pick up a ball without using your hands                   |
| <b>B</b> spin around in a circle 5 times              | <b>O</b> walk backwards 50 steps and skip back                     |
| <b>C</b> hop on one foot 5 times                      | <b>P</b> walk sideways 20 steps and hop back                       |
| <b>D</b> run to the nearest door and run back         | <b>Q</b> crawl like a crab for a count of 10                       |
| <b>E</b> walk like a bear for a count of 5            | <b>R</b> walk like a bear for a count of 5                         |
| <b>F</b> do 3 cartwheels                              | <b>S</b> bend down and touch your toes 20 times                    |
| <b>G</b> do 10 jumping jacks                          | <b>T</b> pretend to pedal a bike with your hands for a count of 17 |
| <b>H</b> hop like a frog 8 times                      | <b>U</b> roll a ball using only your head                          |
| <b>I</b> balance on your left foot for a count of 10  | <b>V</b> flap your arms like a bird 25 times                       |
| <b>J</b> balance on your right foot for a count of 10 | <b>W</b> pretend to ride a horse for a count of 15                 |
| <b>K</b> march like a toy soldier for a count of 12   | <b>X</b> try and touch the clouds for a count of 15                |
| <b>L</b> pretend to jump rope for a count of 20       | <b>Y</b> walk on your knees for a count of 10                      |
| <b>M</b> do 3 somersaults                             | <b>Z</b> do 10 push-ups  |

## Creative Task



Purple Mash using your password in your purple book and click on 2dos.



2Dos

Click on 2DO: Garden Centre. Find out what happens in a garden centre and plant some seeds and watch them grow.



## Act of Kindness Task

Ask someone in your household if they would like help with a job.

## Today's Story

Eddie's Garden and How to Make Things Grow.

[https://www.youtube.com/watch?v=OC0V3k\\_8F\\_U](https://www.youtube.com/watch?v=OC0V3k_8F_U)



## Topic Task (20 mins)

WALT identify different parts of flowering plants.

<https://www.bbc.co.uk/bitesize/topics/zpxnyrd/articles/z3wpsbk>



Either make from craft, draw or use a real flowering plant (ask an adult first before digging one up!) make a flowering plant and label the different parts of it.

**Challenge – Write what job each part has. Use the link for information.**



## Screen time warning.

While some tasks involve a device with a screen such as an iPad, computer, laptop, tablet, phone or TV, not all tasks will require such a device.

It is important that children do not spend too much time in front of a screen (learning or having some down time) and are enjoying other activities such as colouring, drawing, playing with toys, being active, reading and interacting with those at home.

Thank you.